Annual Information Form

For the year ended December 31, 2025

March 4, 2026

TABLE OF CONTENTS

GENERAL INFORMATION 2
FORWARD-LOOKING INFORMATION AND STATEMENTS 2
GLOSSARY 4
METRIC CONVERSION 7
CORPORATE STRUCTURE 7
OVERVIEW OF THE BUSINESS 8
TSU'S GEOGRAPHIC FOOTPRINT 9
GENERAL DEVELOPMENT OF THE BUSINESS 9
BUSINESS OF THE COMPANY 13
- UTILITIES BUSINESS 14
- RENEWABLE ENERGY BUSINESS 31

CAPITAL STRUCTURE 32
CORPORATE GOVERNANCE 33
RISK FACTORS 40
ENVIRONMENTAL, SOCIAL AND GOVERNANCE 48
ENVIRONMENTAL REGULATION 49
DIVIDENDS 51
MARKET FOR SECURITIES 51
CREDIT RATINGS 52
MATERIAL CONTRACTS 52
INTEREST OF MANAGEMENT AND OTHERS IN MATERIAL TRANSACTIONS 53
CONFLICTS OF INTEREST 53
LEGAL PROCEEDINGS 53
REGULATORY ACTIONS 53
INTERESTS OF EXPERTS 53
ADDITIONAL INFORMATION 53
TRANSFER AGENTS AND REGISTRARS 54
SCHEDULE A: AUDIT COMMITTEE MANDATE A-1
SCHEDULE B: REPORT ON COMPENSATION B-1

GENERAL INFORMATION

Unless otherwise noted, the information contained in this AIF dated March 4, 2026 is stated as at December 31, 2025 and all dollar amounts in this AIF are in Canadian dollars, unless otherwise indicated. Unless the context requires, all references to TSU or the Company herein refer to TSU and its subsidiaries on a consolidated basis. Financial information is presented in accordance with United States generally accepted accounting principles. For an explanation of certain terms and abbreviations used in this AIF see the "*Glossary*" of this AIF and under the heading "*Schedule B – Report on Compensation – Frequently Used Terms*".

This AIF refers to certain terms commonly used in the rate-regulated utility industry, such as "rate-regulated", "rate base" and "return on equity". For a description of these terms, see information under the heading *"Business of Company – Utilities Business – Rate Regulation Overview"*. The terms "rate base" and "return on equity" are key performance indicators but are not considered non-GAAP measures. Rate base is an amount that a utility is required to calculate for regulatory purposes, and generally refers to net book value of the utility's assets for regulatory purposes. Return on equity is a percentage that is set or approved by a utility's regulator and represents the rate of return that a regulator allows the utility to earn on the equity component of the utility's rate base. The Company refers to the rate base and return on equity of its utility businesses because it believes that such terms assist in understanding the Company's business and are commonly used by investors and research analysts to help evaluate the performance of rate-regulated utilities.

FORWARD-LOOKING INFORMATION AND STATEMENTS

This AIF contains forward-looking information (forward-looking statements). Words such as "may", "can", "would", "could", "should", "will", "intend", "plan", "anticipate", "believe", "aim", "seek", "propose", "contemplate", "estimate", "focus", "strive", "forecast", "expect", "project", "target", "potential", "objective", "continue", "outlook", "vision", "opportunity" and similar expressions suggesting future events or future performance, as they relate to TSU or any affiliate of TSU, are intended to identify forward-looking statements. In particular, this AIF contains forward-looking statements with respect to, among other things, business objectives, expected growth, results of operations, performance, business projects and opportunities and financial results.

Specifically, forward-looking statements included in this document include, but are not limited to, statements with respect to the following: TSU's vision, mission, and objectives; the implementation and success of TSU's strategy as a whole and each of its business segments; the proposed acquisition, development, and operation of a natural gas storage facility in Kenai, Alaska, including the expected storage capacity, costs for the acquisition and development of the project, and timing of the decision by the RCA (as defined herein) on the application by ENSTAR (as defined herein) seeking an advance determination of prudence for the project; timing of the decision by the NSEB (as defined herein) on the 2027-2029 general rate application by EEI (as defined herein); application of the revenue from the flexible rate rider by EEI to the RDA (as defined herein) and the period the flexible rate rider will be in effect; the process to finalize a Chief Financial Officer appointment; plans to update the expansion rates for CINGSA (as defined herein) in the future, and the timing of the order from the RCA on CINGSA's FRMAR (as defined herein) filing; timing of the decisions by the RCA on the application by ENSTAR seeking a permanent revenue increase and the implementation of a FRM (as defined herein) in its tariff; expiry of the lien on the property and assets of PNG and PNG(N.E.) (as defined herein) following maturity of PNG's secured debentures in December 2027; the expected effects of LNG Canada's export project at Kitimat, British Columbia; possible gas supply projects in Alaska; expected success of financing plans and strategies, including maintenance of TSU's credit ratings; the expected safety and reliability of TSU's operations; the expected good working relationships with stakeholders and governments; sources and terms of natural gas supply; the continued competitiveness of natural gas within TSU's service territories; the expected impacts on TSU's business of applicable environmental regulations and requirements; expectations regarding planned expenditures and related investments and capital program from 2026 to 2030 and the expected capital spend in 2026, including the sources of financing for TSU's capital expenditures; the payment of dividends to the Company's shareholder; TSU's intention to sell RECs (as defined herein) from the Bear Mountain Wind Park (as defined herein); and potential growth in TSU's business.

These statements involve known and unknown risks, uncertainties and other factors that may cause actual results, events and achievements to differ materially from those expressed or implied by such statements. Such statements reflect TSU's current expectations, estimates and projections based on certain material factors and assumptions at the time the statement

was made. Material assumptions include: expected commodity supply, demand and pricing; that the Company will continue to conduct its operations in a manner consistent with past operations; the general continuance of current or, where applicable, assumed industry conditions; volumes and rates; exchange rates; inflation; interest rates; credit ratings; regulatory approvals and policies; future operating and capital costs; project completion dates; capacity expectations; that there will be no material defaults by the counterparties to agreements with the Company and such agreements will not be terminated prior to their scheduled expiry; the Company will continue to have access to wind and water resources in amounts consistent with the amounts expected by the Company; and the outcomes of significant commercial contract negotiations.

TSU's forward-looking statements are subject to certain risks and uncertainties which could cause results or events to differ from current expectations, including, without limitation: uncertainties faced by regulated companies; volume throughput and the impacts of commodity pricing, supply, composition and other market risks; natural gas demand; prevailing economic conditions; legislative and regulatory environment; impacts of climate change and carbon taxing; cost of compliance with environmental regulation; weather, hydrology and climate changes; TSU's relationships with external stakeholders, including indigenous stakeholders; the potential for service interruptions; TSU's ability to maintain, replace and expand infrastructure on a timely basis; increased competition; loss of franchise grants; TSU's ability to economically and safely develop, contract and operate assets; TSU's dependence on certain partners; access to and use of capital markets; TSU's ability to service or refinance its debt and manage its credit ratings and risk; underinsured losses; cybersecurity risks; failure to achieve benefits of business acquisitions; pension liabilities; impact of labour relations and reliance on key personnel; ability to maintain compliance with borrowing covenants; interest rate, exchange rate and counterparty risks; potential litigation; effects of decommissioning, abandonment and reclamation costs; TSU's ability to pay dividends; potential volatility in market price of securities; and the other factors discussed under the heading "*Risk Factors*".

The Company believes the forward-looking statements are reasonable. However, such statements are not a guarantee that any of the actions, events or results of the forward-looking statements will occur, or if any of them do occur, their timing or what impact they will have on the Company's results of operations or financial condition. Many factors could cause TSU's or any particular business segment's actual results, performance or achievements to vary from those described in this AIF, including, without limitation, those listed above and the assumptions upon which they are based proving incorrect. These factors should not be construed as exhaustive. Should one or more of these risks or uncertainties materialize, or should assumptions underlying forward-looking statements prove incorrect, actual results may vary materially from those described in this AIF as intended, planned, anticipated, believed, sought, proposed, estimated, forecasted, expected, projected or targeted and such forward-looking statements included in this AIF should not be unduly relied upon. The impact of any one assumption, risk, uncertainty or other factor on a particular forward-looking statement cannot be determined with certainty because they are interdependent, and TSU's future decisions and actions will depend on management's assessment of all information at the relevant time. Such statements speak only as of the date of this AIF. TSU does not intend, and does not assume any obligation, to update these forward-looking statements except as required by law. The forward-looking statements contained in this AIF are expressly qualified by these cautionary statements.

Financial outlook information contained in this AIF about prospective results of operations, financial position or cash flow is based on assumptions about future events, including economic conditions and proposed courses of action, based on management's assessment of the relevant information currently available. Readers are cautioned that such financial outlook information contained in this AIF should not be used for purposes other than for which it is disclosed herein.

GLOSSARY

Unless the context otherwise requires, terms used in this AIF have the following meanings and references to agreements include any amendments, restatements, modifications or supplements in effect as of the date hereof:

"**AIF**" means this Annual Information Form;

"**AIMCo**" means Alberta Investment Management Corporation;

"**Alaska Utilities Acquisition**" has the meaning given to it under the heading "*General Development of the Business – 2023 – Acquisition of the Alaska Utilities Business"*;

"**AltaGas**" means AltaGas Ltd., including, where the context requires, the affiliates of AltaGas Ltd.;

"**APC**" means Alaska Pipeline Company, LLC;

"**Applicable Utilities Commission**" means any of the AUC, the BCUC, the RCA, the NSEB and the NWTPUB, as the context requires;

"**Atlantic Bridge**" means the pipeline capacity and related facilities infrastructure constructed by Enbridge Inc. to provide additional capacity on its Algonquin Gas Transmission and Maritimes & Northeast Pipeline systems to move natural gas to specific end use markets in the Canadian Maritime provinces;

"**AUC**" means the Alberta Utilities Commission;

"**Audit Committee**" means the audit committee of the Board;

"**AUHI**" means Alaska Utility Holdings Inc.;

"**AUI**" means Apex Utilities Inc.;

"**BC CPI**" means the Consumer Price Index for British Columbia, All Items (Not Seasonally Adjusted) as published by Statistics Canada;

"**BC Hydro**" means British Columbia Hydro and Power Authority;

"**Bcf**" means billion cubic feet;

"**BCUC**" means British Columbia Utilities Commission;

"**Bear Mountain Wind Park**" means the 102 MW generating wind facility located near Dawson Creek, British Columbia;

"**BMWLP**" means Bear Mountain Wind Limited Partnership;

"**BMWPC**" means Bear Mountain Wind Power Corporation, the general partner of BMWLP;

"**Board of Directors**" or "**Board**" means the board of directors of TSU, as from time to time constituted;

"**Canadian CPI**" means the Consumer Price Index for Canada, All Items (Not Seasonally Adjusted) as published by Statistics Canada;

"**CBCA**" means the *Canada Business Corporations Act*, R.S.C. 1985, c. C 44, and the regulations promulgated thereunder, each as amended;

"**CINGSA**" means the storage facility in Kenai, Alaska owned and operated by CINGSA LLC;

"**CINGSA LLC**" means Cook Inlet Natural Gas Storage Alaska, LLC;

"**CMH Group**" means CMHLP and its general partners, Coast Mountain Renewable Energy Inc., Coast Mountain Renewable Energy #2 Inc. and Coast Mountain Hydro Corporation;

"**CMHLP**" means Coast Mountain Hydro Limited Partnership;

"**Coast GP**" means Northwest Hydro GP Inc., the general partner of Coast LP;

"**Coast LP**" means Northwest Hydro Limited Partnership;

"**COD**" means commercial operation date, being the first date on which a facility is considered substantially complete and selling power;

"**Common Shares**" or "**Shares**" means common shares of TSU;

"**CPCN**" means certificate of public convenience and necessity;

"**CRP**" has the meaning given to it under the heading "*Business of the Company – Utilities Business – Regulatory Deferral Accounts*";

"**C&G Committee**" means the compensation and governance committee of the Board;

"**C&I**" means commercial and industrial;

"**DBRS**" means DBRS Morningstar and its successors;

"**Degree Day**" means the amount that the daily mean temperature deviates below 15 degrees Celsius at AUI, below 18 degrees Celsius at EEI, and below 65 degrees Fahrenheit at ENSTAR, such that a one degree difference equates to one Degree Day;

"**E&Y**" means Ernst & Young LLP;

"**EEI**" means Eastward Energy Incorporated;

"**EHS Committee**" means the environment, health and safety committee of the Board;

"**EHS Management System**" means TSU's Environmental, Health & Safety Management System;

"**ENSTAR**" means the Alaska transmission and distribution business conducted by ENSTAR LLC and APC;

"**ENSTAR LLC**" means ENSTAR Natural Gas Company, LLC;

"**EPA**" means electricity purchase agreement;

"**Fitch**" means Fitch Ratings Inc.;

"**Forrest Kerr**" means the 214 MW run-of-river hydroelectric facility, one of the three run-of-river hydroelectric facilities in northwest British Columbia that forms part of the Northwest Hydro Facilities;

"**FSS**" means firm storage service;

"**GCOC**" means Generic Cost of Capital;

"**GHG**" means greenhouse gas;

"**GHGRP**" means Greenhouse Gas Reporting Program;

"**GJ**" means gigajoule or 1,000,000,000 joules;

"**GWh**" means gigawatt-hour or 1,000,000,000 watt-hours; the watt-hour is equal to one watt of power flowing steadily for one hour;

"**Ikhil Joint Venture**" means the joint venture between TSU's subsidiary, Utility Group Facilities Inc., Inuvialuit Petroleum Corporation and ATCO Midstream NWT Ltd., which owns and operates two gas wells, a processing facility and a pipeline that delivers natural gas to Inuvik Gas and the Northwest Territories Power Corporation;

"**Inuvik Gas**" means Inuvik Gas Ltd.;

"**km**" means kilometer;

"**LNG**" means liquefied natural gas;

"**Mcf**" means a thousand cubic feet of natural gas at standard imperial conditions of measurement;

"**McLymont Creek**" means the 72 MW run-of-river hydroelectric facility, one of the three run-of-river hydroelectric facilities in northwest British Columbia that forms part of the Northwest Hydro Facilities;

"**MGA**" means the *Municipal Government Act* (Alberta);

"**MMcf**" means a million cubic feet of natural gas at standard imperial conditions of measurement;

"**MTN Trust Indenture**" means the trust indenture between TSU and Computershare Trust Company of Canada dated November 15, 2018, as supplemented, related to the issuance and sale of MTNs pursuant to TSU's medium term note program;

"**MTNs**" means medium term notes issued from time to time under the MTN Trust Indenture;

"**MW**" means megawatt; one MW is 1,000,000 watts; the watt is the basic electrical unit of power;

"**NI 52-110**" means National Instrument 52-110 – *Audit Committees*;

"**NI 58-101**" means National Instrument 58-101 – *Disclosure of Corporate Governance Practices*;

"**Northeast System**" means the PNG(N.E.) distribution utility in the northeast part of British Columbia;

"**Northwest Hydro Facilities**" means the three run-of-river hydroelectric facilities in northwest British Columbia, being Forrest Kerr, McLymont Creek and Volcano Creek, approximately 10 percent of which is indirectly owned by TSU;

"**NSEB**" means the Nova Scotia Energy Board, which assumed the mandates previously assigned to the Nova Scotia Utility and Review Board on April 1, 2025; references to the NSEB for periods prior to April 1, 2025, mean the Nova Scotia Utility and Review Board;

"**NWTPUB**" means the Northwest Territories Public Utilities Board;

"**Order**" has the meaning given to it under the heading "*Corporate Governance – Cease Trade Orders, Bankruptcies, Penalties and Sanctions*";

"**PBR**" means performance-based regulation;

"**Person**" means any individual, company (including any limited liability company), partnership, joint venture, association, trust, unincorporated organization or government or any agency or political subdivision thereof;

"**PJ**" means Petajoule which is one million GJ;

"**PNG**" means Pacific Northern Gas Ltd.;

"**PNG(N.E.)**" means Pacific Northern Gas (N.E.) Ltd.;

"**Preferred Shares**" means preferred shares in the capital of the Company, issuable in one or more series;

"**PSP Investments**" means the Public Sector Pension Investment Board;

"**RCA**" means Regulatory Commission of Alaska;

"**RDA**" means revenue deficiency account;

"**RECs**" means Renewable Energy Credits;

"**Revolving Credit Facility**" means the Company's $235 million unsecured revolving credit facility dated October 25, 2018 with a syndicate of lenders, as amended;

"**ROE**" means return on equity;

"**S&P**" means S&P Global Ratings;

"**SEDAR+**" means System for Electronic Document Analysis and Retrieval+, at *www.sedarplus.ca*;

"**Shareholders**" means the holders of Common Shares;

"**Shareholders Agreement**" has the meaning given to it under the Company's By-Laws;

"**TCEHGP**" means TriSummit Canadian Energy Holdings GP Ltd.;

"**TSU**" or the "**Company**" means TriSummit Utilities Inc.;

"**TUGI**" means TriSummit Utility Group Inc.;

"U.S. Revolving Credit Facility" has the meaning given to it under the heading *"General Development of the Business – 2023 – U.S. Revolving Credit Facility"*;

"**Volcano Creek**" means the 17 MW run-of-river hydroelectric facility, one of the three run-of-river hydroelectric facilities in northwest British Columbia that forms part of the Northwest Hydro Facilities; and

"**Western System**" means PNG's regulated natural gas transmission and distribution utility in the west central portion of northern British Columbia.

METRIC CONVERSION

The following table sets forth certain standard conversions between Standard Imperial Units and the International System of Units (or metric units).

To Convert From	To	Multiply by
Mcf	cubic meters	28.174
cubic meters	cubic feet	35.494
tonnes	long tons	0.984
feet	meters	0.305
GJ	Mcf	0.9482

To Convert From	To	Multiply by
meters	feet	3.281
miles	km	1.609
km	miles	0.621
acres	hectares	0.405
hectares	acres	2.471

CORPORATE STRUCTURE

INCORPORATION AND AMENDMENTS TO ARTICLES

TSU was incorporated under the CBCA on October 27, 2011 as AltaGas Utility Holdings (Pacific) Inc. On September 5, 2018, the Company amended its articles to, among other things, amend its authorized capital, consolidate its outstanding Common Shares on a one for 28 basis and change its name to "AltaGas Canada Inc.". On March 31, 2020, the Company changed its name to "TriSummit Utilities Inc.". TSU maintains its head, principal and registered office in Calgary, Alberta currently located at 3100, 300 – 5th Avenue SW, Calgary, Alberta T2P 3C4.

INTERCORPORATE RELATIONSHIPS

The following organization diagram presents the name and the jurisdiction of incorporation of TSU and its subsidiaries as at December 31, 2025. This diagram excludes certain subsidiaries, the total assets and revenue of which did not individually exceed 10% or, in the aggregate, exceed 20%, of the consolidated assets or consolidated revenue of the Company as at December 31, 2025.

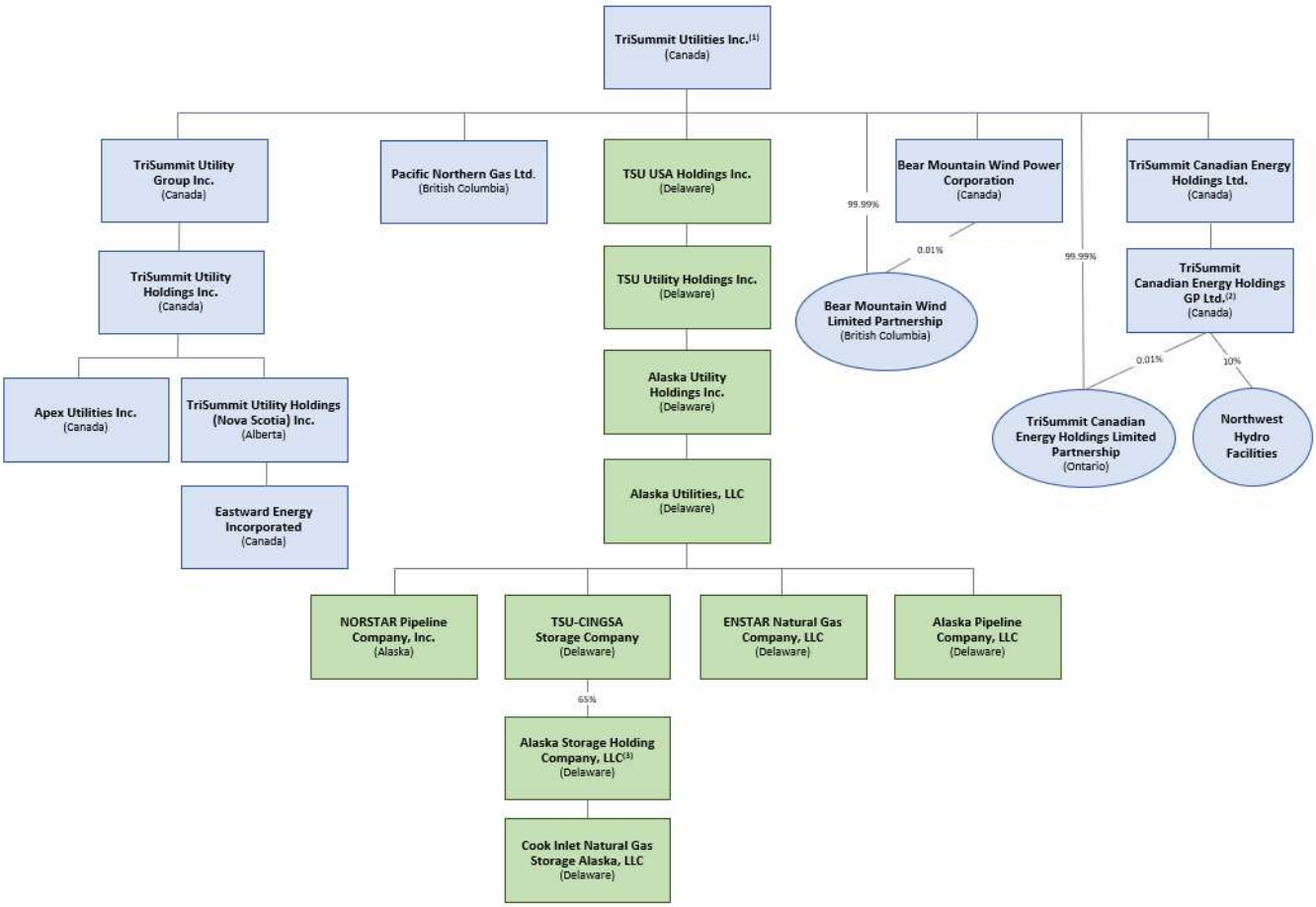

Notes:

(1) Ownership is 100 percent unless otherwise stated.

(2) TCEHGP holds an indirect 10 percent ownership in the Northwest Hydro Facilities through Coast LP.

(3) Alaska Gas Transmission Company, LLC owns a 26.5% interest in Alaska Storage Holding Company, LLC and CIRI-CINGSA Holdings, LLC owns 8.5%.

EMPLOYEES

As at December 31, 2025, TSU had 715 full-time and part-time employees.

OVERVIEW OF THE BUSINESS

TSU is a Canadian corporation with diversified rate-regulated distribution, transmission and storage utilities assets and long-term contracted renewable power generation assets. TSU has three reporting segments:

- Utilities, which owns and operates rate-regulated distribution and transmission assets in Alaska, Alberta, British Columbia and Nova Scotia. TSU also owns an indirect 65 percent interest in a regulated storage utility in Alaska. As at December 31, 2025, the utilities in aggregate had approximately $2,178 million of rate base inclusive of construction work in progress and served approximately 295,000 customers across Canada and the United States.

- Renewable Energy, which includes the 102 MW Bear Mountain Wind Park and an approximately 10 percent indirect interest in the 303 MW Northwest Hydro Facilities.
- Corporate, which primarily includes the cost of providing shared services, financing and access to capital, and general corporate support as well as the equity investment in the NGIF Cleantech Ventures Limited Partnership.

The Company's mission is to make communities a better place to live, by connecting them to the energy they want, when they need it, now and into the future.

TSU'S GEOGRAPHIC FOOTPRINT

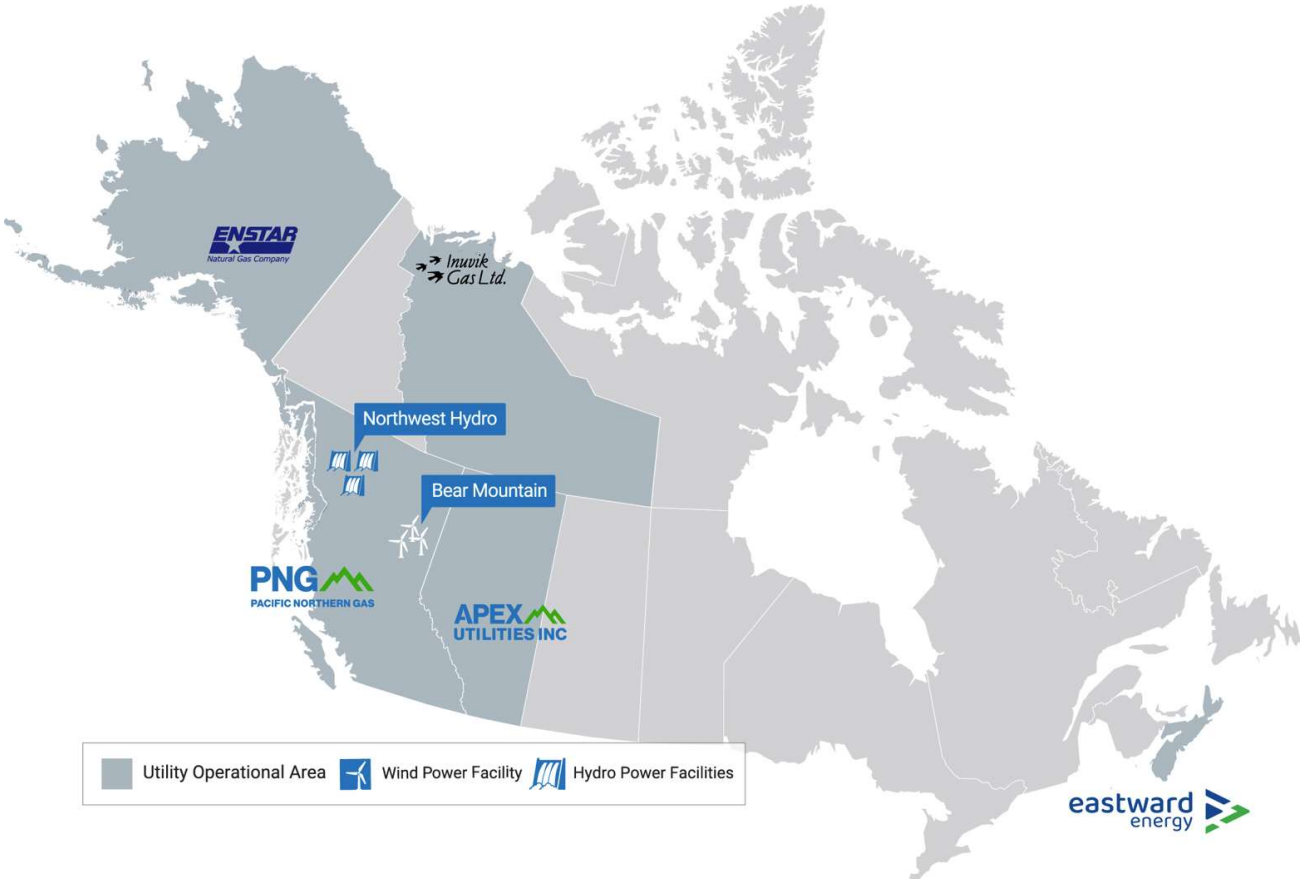

GENERAL DEVELOPMENT OF THE BUSINESS

Below is a summary of key events that have influenced the general development of the business of TSU over the last three completed financial years as well as certain recent developments in 2026.

2026

Material Regulatory Developments and Applications

Alaska

On January 12, 2026, ENSTAR filed a petition with the RCA seeking an advance determination of prudence for the acquisition, development, and operation of a natural gas storage facility in Kenai, Alaska. The proposed project would convert a depleted reservoir into a natural gas storage facility with 17 Bcf of initial storage capacity. The estimated cost of the project is approximately US$240 million, and a decision is expected in 2026.

British Columbia
On July 8, 2021, the BCUC granted approval of the certificate of public convenience and necessity ("CPCN") application filed by PNG on October 2, 2020, for a project to repair and refurbish part of its Western System, specifically an 80-kilometer segment of the 8-inch transmission line between Terrace, British Columbia, and Prince Rupert, British Columbia (the "Salvus to Galloway Project"). The capital project was required to address the reliability, safety, and integrity of infrastructure. Construction began in 2021 and was placed into service on January 1, 2026. The final project cost was approximately $79 million.

Nova Scotia
In February 2026, EEI filed a general rate application with the NSEB for new customer rates effective January 1, 2027 to December 31, 2029. A decision is expected by the end of 2026.

2025

Chief Executive Officer ("CEO") Transition

On August 25, 2025, TSU announced that Jared Green, President and Chief Executive Officer, would be stepping down from the role to pursue new professional opportunities. Mr. Green's resignation was effective on October 31, 2025. The Board appointed Shaun Toivanen to serve as President and CEO, and as a director, following Mr. Green's resignation. The Board has undertaken a process to finalize a Chief Financial Officer ("CFO") appointment.

Base Shelf Prospectus

On April 3, 2025, the Company filed a $1.0 billion base shelf prospectus. The purpose of the base shelf prospectus is to facilitate timely offerings of certain types of future public debt and/or equity issuances during the 25-months period that the base shelf prospectus remains effective. As at December 31, 2025, $500 million was available under the base shelf prospectus.

Issuance of MTNs

On April 24, 2025, TSU completed the issuance of $150 million of MTNs with a coupon rate of 4.48 percent and a maturity date of April 24, 2032. The net proceeds were used (i) as to approximately $130 million, to repay amounts outstanding under the syndicated revolving credit facilities and Canadian operating credit facility, which amounts were incurred in the normal course of business to fund the working capital requirements of TSU; and (ii) as to the remainder, for general corporate purposes.

On November 14, 2025, TSU completed the issuance of an aggregate of $350 million of MTNs, comprised of $175 million of MTNs carrying a coupon rate of 3.71% and maturing on February 14, 2031, and $175 million of MTNs carrying a coupon rate of 4.40% and maturing on November 14, 2035. The net proceeds were used to repay amounts outstanding under the syndicated revolving credit facilities and Canadian operating credit facility, which amounts were incurred in the normal course of business to fund the working capital requirements of TSU.

Credit Facility Extensions

On September 17, 2025, TSU extended the maturity date of its $235 million and US$150 million unsecured syndicated revolving credit facilities to September 17, 2028.

Material Regulatory Developments and Applications

Alaska
CINGSA filed its formula rate mechanism annual revision ("FRMAR") related to the legacy storage service in June 2025. The rates were approved on an interim and refundable basis and took effect on August 1, 2025. On July 29, 2025, the RCA suspended CINGSA's FRMAR filing for further review, with a final order expected in the third quarter of 2026.

In the second quarter of 2025, ENSTAR filed a rate application with the RCA seeking a permanent revenue increase based on a 2024 test year. The RCA approved interim and refundable rates effective July 1, 2025. A final decision is expected in the second half of 2026. In addition, ENSTAR requested approval from the RCA to implement a formula rate mechanism ("FRM") in its tariff, similar to CINGSA's FRM. The proposed FRM would allow ENSTAR to adjust its base rates annually by calculating rate adjustments using historical costs and revenues.

In 2025, CINGSA completed an expansion that increased its storage capacity to 13 Bcf, at a total project cost of approximately US$69 million. CINGSA began providing firm storage service ("FSS") to ENSTAR once injection capacity became available under the terms of an Expansion FSS Agreement that was approved by the RCA. In December 2024, the RCA approved the expansion inception rates on an interim and refundable basis. On February 26, 2026, the RCA issued a decision on the expansion inception rates that reduced the amount of plant in service included in rate base and directed CINGSA to file revised rates consistent with the order by March 30, 2026. CINGSA is in the process of filing a petition for reconsideration of this decision. In addition, CINGSA will update the expansion rates in its FRMAR following the first full calendar year of operations.

Alberta

On November 12, 2025, the AUC set the 2026 approved ROE for Alberta utilities at 9.02 percent in accordance with the previously approved formula.

British Columbia

On April 2, 2025, PNG filed its 2025 to 2027 revenue requirements applications with the BCUC for PNG's Western System and Northeast System. The applications sought approval, among other matters, for changes to customer basic charges, delivery charges and revenue stabilization adjustment mechanism rate riders effective January 1, 2025.

On November 24, 2025, the BCUC issued its decision on the revenue requirements application for PNG's Western System. In its decision, the BCUC disallowed the recovery of 50 percent of the test period capital costs for certain integrity management capital expenditures. Further, BCUC also required the PNG's Western System to set basic and delivery charges using a five-year rate smoothing approach. The associated rate smoothing deferral account is eligible to earn interest at PNG's weighted average cost of capital.

On December 4, 2025, the BCUC issued its decision on the revenue requirements application for PNG Northeast System. Similar to the order for PNG's Western System, the BCUC disallowed 50 percent of the test period capital costs for certain integrity management capital expenditures.

In December 2025, PNG filed Notices of Appeal with the BC Court of Appeal and in January 2026, PNG filed reconsideration applications with the BCUC with respect to these determinations. On February 26, 2026, the BCUC issued its decision on the reconsideration applications. It overturned its decision with regards to the disallowance of 50 percent of the test period capital costs for certain integrity management capital expenditures for both the PNG Western System and the Northeast System but dismissed PNG's request to reconsider the five-year rate-smoothing decision. PNG is currently evaluating the impact of this decision.

Nova Scotia

On April 1, 2025, the mandates assigned to the Nova Scotia Utility and Review Board were transitioned to the NSEB and the Nova Scotia Regulatory and Appeals Board. EEI is now regulated by the NSEB.

2024

Credit Facility Extensions

On November 25, 2024, TSU extended the maturity date of its Revolving Credit Facility and U.S. Revolving Credit Facility to November 25, 2027.

Material Regulatory Developments and Applications

Alaska
On August 1, 2022, ENSTAR filed a rate case with the RCA requesting adjustments to customer rates based on a 2021 test year. On May 8, 2024, the RCA approved final rates based on an equity thickness of 54.11 percent and a regulated ROE of 11.875 percent.

On July 19, 2024, the RCA approved CINGSA's second FRMAR with rates effective on August 1, 2024.

Alberta
On November 8, 2024, the AUC set the 2025 approved ROE for the Alberta utilities at 8.97 percent in accordance with the previously approved formula.

On September 1, 2024, AUI purchased the gas distribution assets and the associated franchise agreement from the Village of Boyle for a purchase price of $2.3 million and added approximately 500 customers to AUI's distribution system.

British Columbia
On November 29, 2024, the BCUC issued its decision in Stage 2 of the Generic Cost of Capital proceeding which set PNG and PNG(N.E.)'s return on equity (ROE) and deemed equity. In its decision, the BCUC approved an allowed ROE of 10.40 percent for the Western System and the Northeast System (Tumbler Ridge, Fort St. John and Dawson Creek) effective January 1, 2024. In addition, the BCUC approved a deemed equity component of 52 percent for the Western System and the Northeast System (Tumbler Ridge) and 46 percent for the Northeast System (Fort St. John and Dawson Creek) effective January 1, 2024.

Nova Scotia
In September 2024, EEI filed a regulatory application with the NSEB to begin early recovery of deferral balances through a flexible rate rider. On December 23, 2024, the NSEB approved a flexible rate rider of $0-$1 per GJ for all rate classes and the revenue collected will be applied to EEI's RDA balance. This rate rider will be in effect from March 1, 2025 to December 31, 2026.

2023

Acquisition of the Alaska Utilities Business

On March 1, 2023, AUHI, a subsidiary of the Company, completed the acquisition of a 100 percent interest in ENSTAR LLC, APC, Norstar Pipeline Company, Inc., and a 65 percent indirect interest in CINGSA LLC (collectively, the "Alaska Utilities Business") from a subsidiary of AltaGas, in an all cash transaction (the "Alaska Utilities Acquisition") valued at approximately US$800 million, before customary post-closing adjustments.

The Alaska Utilities Acquisition was financed using: (i) US$471 million of equity; (ii) net proceeds from the private placement offering of senior unsecured notes in three series totaling US$165 million; (iii) partial net proceeds of approximately US$100 million ($135 million) from the issuance of MTNs in January 2023; and (iv) borrowings from the Company's credit facilities.

Equity Contribution

In February 2023, TriSummit Cycle Inc. contributed cash of approximately of $631.2 million (US$471 million) via equity contribution to fund a portion of the Alaska Utilities Acquisition. No additional shares were issued as a result of the equity contribution.

Closing of the AUHI Notes

On March 1, 2023, AUHI completed a private placement offering of senior unsecured notes in three series totaling US$165 million: (a) series A senior unsecured notes in the aggregate principal amount of US$50 million that carry a coupon rate of 5.34 percent and mature on December 15, 2027; (b) series B senior unsecured notes in the aggregate principal amount of

US$25 million that carry a coupon rate of 5.38 percent and mature on March 31, 2030; and (c) series C senior unsecured notes in the aggregate principal amount of US$90 million that carry a coupon rate of 5.41 percent and mature on March 31, 2033. The net proceeds were used to partially finance the Alaska Utilities Acquisition.

Issuance of MTNs

On January 11, 2023, TSU completed the issuance of $200 million of MTNs with a coupon rate of 5.02 percent (5.026 percent yield to maturity) and a maturity date of January 11, 2030. The net proceeds were used (a) as to approximately $135 million, to partially finance the Alaska Utilities Acquisition; and (b) as to the remainder, to repay amounts outstanding under the syndicated revolving credit facility and operating credit facility, which amounts were incurred in the normal course of business to fund the working capital requirements of TSU.

U.S. Revolving Credit Facility

In December 2022, TSU together with its wholly-owned subsidiary, TSU USA Holdings Inc., entered into a credit agreement establishing a US$150 million unsecured syndicated revolving credit facility (the "U.S. Revolving Credit Facility") which became available on closing of the Alaska Utilities Acquisition.

Material Regulatory Developments and Applications

Alaska
On July 21, 2023, the RCA approved CINGSA's first FRMAR with rates effective on August 1, 2023.

Alberta
On October 4, 2023, the AUC issued a decision which established the parameters of the third PBR ("PBR 3") plan to be implemented for the 2024 to 2028 period. The PBR 3 plan approved in the decision builds upon the AUC's prior PBR plan in effect from 2018 to 2022, with certain changes, including the introduction of additional provisions through which utilities will share benefits with customers during the term of the PBR 3 plan.

On October 9, 2023, the AUC issued a decision adopting a formulaic approach to calculate the allowed ROE for Alberta's electric and gas utilities for 2024 and beyond. Under the formulaic approach, the approved ROE will be determined each year by adjusting the notional ROE of 9.0 percent approved in the decision by the difference in forecast long-term Government of Canada bond yield and utility bond yield spread from their base values. The AUC instituted a mandatory review of cost-of-capital parameters every five years, subject to mid-term reopeners either at its own discretion or upon application from interested parties. The AUC further determined that no change was required to the deemed equity ratios for the Alberta utilities. For 2024, AUI's approved ROE under the formula was 9.28 percent.

Nova Scotia

On September 21, 2023, the NSEB issued its decision on EEI's 2024-2026 general rate application and new rates came into effect on January 1, 2024. As part of the decision, the NSEB approved a regulated ROE of 10.65 percent and a deemed capital structure of 45 percent equity.

BUSINESS OF THE COMPANY

The revenue for TSU's assets for the year ended December 31, 2025 was approximately $1,084.5 million, compared to $1,010.5 million for the year ended December 31, 2024.

Revenue by Business for 2025 and 2024[1]

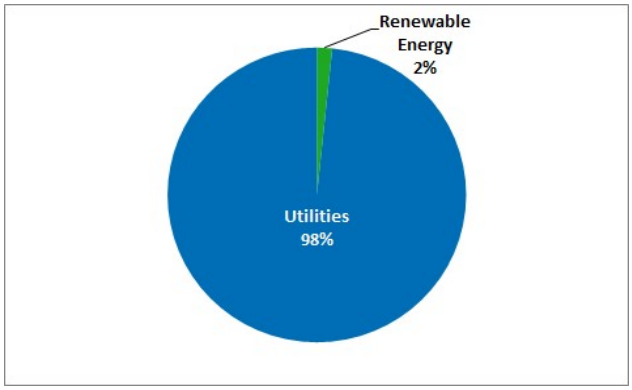

Note:
(1) Excluding Corporate segment and intersegment eliminations.

As at December 31, 2025, 37 percent of the Company's property, plant and equipment were located outside Canada and 60 percent of 2025 revenue was derived from foreign operations.

UTILITIES BUSINESS

TSU's Utilities business contributed revenue of $1,065.7 million for the year ended December 31, 2025 (2024 - $993.9 million), representing approximately 98 percent (2024 - 98 percent) of TSU's total revenue before Corporate segment and intersegment eliminations.

Rate Regulation Overview

The rates charged for natural gas distribution services are regulated in Canada and the United States. The term "rate-regulated" is used to refer to a utility whose rates for distribution, transmission or other services are subject to approval by a regulator. The Applicable Utilities Commissions are the regulators responsible for approving natural gas distribution rates in their respective jurisdictions.

In Canada and the United States, regulators generally use two different models for approving the rates charged by rate-regulated utilities: (a) a "cost of service" model; and (b) a "performance-based" model (sometimes also referred to as an "incentive-based" model).

In a cost of service model, a utility charges rates for its services that allow it the opportunity to recover the costs of providing its services, earn an allowed ROE and over time recover its invested capital. The costs of providing its services must be prudently incurred. Cost savings are typically passed on to customers in the form of lower rates reflected in future rate decisions.

In a performance-based model, a utility also charges rates for its services that allow it the opportunity to recover the costs of providing its services, earn an allowed ROE and over time recover its invested capital. However, the rates charged by the utility in a performance-based model assume that the utility becomes increasingly efficient over time, resulting in lower costs to provide the same service. If a utility achieves cost savings in excess of those established by the regulator, the utility may retain some or all of the benefits of those cost savings for a longer period of time, which may permit the utility to earn more than its allowed ROE during the performance term(s).

Value Drivers for a Rate Regulated Utility

Management believes the key drivers of value for a rate-regulated utility are:

- a skilled and experienced workforce delivering safe, reliable service;
- constructive and transparent relationships with the respective utility regulators;
- prudent capital investments which ultimately add to the utility's rate base;

- the utility's deemed capital structure and allowed ROE, as set by the regulator; and
- the ability to generate efficiencies and cost savings in the operations of the utility.

Safe, Reliable Service

The ability to provide safe, reliable service is a fundamental value driver for a utility. Utilities must develop operating practices and procedures, asset integrity management plans, natural gas supply strategies, workforce development plans and safety management plans, all driven towards safe delivery of their product to customers while ensuring the safety of its employees, contractors and the general public in the short, medium and long-term. Success in this area attracts and retains customers to the business, builds the trust and confidence of the regulators, reduces repair, maintenance and emergency costs, and allows the utility to perform its obligations under its franchise agreements. See the heading "*Business of the Company – Utilities Business – Franchise Agreements and Approvals*".

Relationship with the Regulator

The ability of a utility to maintain constructive and transparent relationships with its regulator is a key driver of value. This relationship lays the foundation for all decisions made by the regulator in respect of the utility's business, including approval of its revenue requirement and the return the utility is allowed to earn on equity.

Rate Base and Capital Expenditures

The rate base of a rate-regulated utility generally refers to the net book value of the utility's assets for regulatory purposes. A utility's rate base must be calculated in accordance with the requirements of the utility's regulator and is generally approved by the regulator as part of the utility's rate application. Generally, the rate base for a natural gas utility includes the gross cost of the Company's utility assets, less contributions paid by customers, less accumulated depreciation, plus an allowance for working capital. Utilities make capital investments to service new customers and to meet their obligations to deliver natural gas safely and reliably. Capital investments are included in a utility's rate base after the assets are placed into service. The rate base of a utility is reduced by depreciation of the utility's regulated assets being recorded in rates charged to customers. An increase in the utility's rate base will usually result in an increase in the utility's net income, all other things being equal.

Capital Structure and Return on Equity

Rate-regulated utilities have a "deemed" or approved capital structure that is set by the regulator. This is typically expressed as a ratio of debt-to-equity. For instance, in Alberta, the deemed capital structure for AUI set by the AUC is 61/39, which means that, for rate making purposes, AUI is considered to have a capital structure consisting of 61 percent debt and 39 percent equity. This capital structure is applied to the utility's rate base. As an example, if a utility has a rate base of $100 million and a 61/39 capital structure, this means the regulated assets of the utility are deemed to be capitalized with $61 million of debt and $39 million of equity. The deemed capital structure is important to a utility because it is used to calculate the dollar amount of a utility's net income that the utility is afforded the opportunity to earn through rates. A utility's deemed capital structure also reflects the regulator's view of the amount of debt that a utility should have in order to operate prudently.

A utility's allowed ROE is the rate of return that a regulator allows the utility the opportunity to earn on the equity portion of the utility's rate base. ROE is expressed as a percentage. A utility's allowed ROE represents the amount, over and above a utility's costs associated with providing services that a utility has the opportunity to earn as its net income after tax. A utility's allowed ROE is therefore a significant factor that affects the financial performance of rate-regulated utilities.

In order to calculate its allowed ROE as a dollar amount, the utility applies the allowable ROE percentage set by the regulator to the equity portion of its rate base. The equity portion of its rate base is, in turn, determined by multiplying the utility's rate base by the percentage of equity reflected in its deemed capital structure (e.g., 39 percent for AUI).

Operational Cost Savings and Efficiencies

Utilities seek greater efficiency and cost savings, including from economies of scale, productivity improvements, or the use of new technology and systems. These cost savings are typically passed on to customers in the form of lower rates. In a

cost of service model, this means the lower costs may be reflected in a lower revenue requirement approved by the regulator in the utility's next rate application. In other words, in a cost of service model without deferral mechanisms, cost savings, if any, are only retained by the utility until new rates are approved by the regulator. In performance-based rate makings, the utility has the potential to retain some or all of the benefit of cost savings achieved in excess of those established by the regulator, thereby increasing its ROE during the PBR term. The ability to demonstrate greater efficiency and cost savings in the operations of a utility is a key factor in a regulator's decision to approve rates. This, together with the utility's desire to increase profitability while keeping rates low, provides incentives for utilities to continue to seek more efficient ways to deliver their service to customers.

Rate Applications

Framework

The Applicable Utilities Commissions are the regulators that approve rates for utilities in their respective jurisdictions. In Alberta, rates are currently determined using a PBR methodology, with a potential for reverting back to cost of service at the end of the respective PBR term. In Alaska, British Columbia and Nova Scotia, rates are typically set on a cost of service basis. In the Northwest Territories, rates are normally set on a cost of service basis but are regulated on a light-handed complaint-based framework where competition exists within a franchise area. These models are reviewed and modified by the Applicable Utilities Commissions from time to time.

Application Process

A utility must file a rate application with the Applicable Utilities Commission to seek approval of its revenue requirement, which forms the basis for the rates to be charged for the approved period. The period between a utility's application for rates may vary and depends on the type of application process employed by the Applicable Utilities Commission.

A rate application is generally comprised of two phases: (a) to set the revenue requirement; and (b) to set specific rates to be charged to different classes of consumers and determine the terms and conditions of service.

A rate application is supported by pre-filed evidence, which contains details on the various categories of expenses proposed to be incurred by the utility, including, but not limited to, operations, maintenance and administration costs, depreciation and amortization, costs of debt and income taxes. A rate application will also include details on the capital expenditures proposed to be made based on available information and assumptions made at the time of the rate application. A utility must demonstrate to the Applicable Utilities Commission that capital investments are appropriate and prudent for inclusion in the utility's rate base and that the costs of providing service are also appropriate and prudent.

Rate applications for utilities such as PNG, AUI and EEI are generally based on "forward test years" whereby the utility must forecast and make assumptions regarding its expected costs and consumer demand during the periods covered by the rate application. The utility must support its application with information about historical years and the current year. Rate applications for ENSTAR and CINGSA are based on a historical test year plus known and measurable changes.

Intervenors, such as consumer groups and other industry participants (including land owners and indigenous groups), and commission staff of the Applicable Utilities Commission, may also participate in the applicant's stakeholder activities, in technical conferences, and in the tribunal process itself, and they may also file questions and their own evidence. The parties may attempt to negotiate a full or partial settlement of the issues raised by the application. Unsettled issues are referred to a hearing in which the applicant is required to defend its rate application through written and/or oral submissions. After the completion of the hearing, the Applicable Utilities Commission issues a decision with reasons. The Applicable Utilities Commission will approve the final rate order or request revisions to better reflect its decision.

Applicable Utilities Commissions can instigate generic proceedings where topics are addressed for all utilities in the respective jurisdiction. The proceedings follow the same process as an individual utility application, however all utilities file evidence, take part in the hearing and are bound by the Applicable Utilities Commission's decision.

A utility may apply for reconsideration of decisions issued by the Applicable Utilities Commissions or may pursue an appeal through the applicable judicial process, depending on the jurisdiction. A utility may apply to the Applicable Utilities

Commission for the approval of "deferral accounts" or "variance accounts", which are accounts used by the utility to record amounts due to, or amounts to be received from, rate payers at a future date. These types of accounts may be used to track, among other items, unforeseen capital expenditures or particular operation, maintenance and administration costs incurred during that period that were not included in the utility's last application for rates. The Applicable Utilities Commission will determine in connection with a subsequent rate application whether to allow a utility to include the assets produced from these capital expenditures in the utility's rate base or to recover such costs in rates.

Cost of Service Model

In a cost of service model for determining rates, a utility applies to the Applicable Utilities Commission for approval of its revenue requirement through a rate application. The revenue requirement covers the anticipated annual costs of providing the service, which includes an amount that represents the allowable ROE approved by the Applicable Utilities Commission.

Revenue Requirement ($)

Return on Equity	Calculated by multiplying the allowed ROE set by the Applicable Utilities Commission by the equity component of the utility's rate base.
Income Taxes	The allowance for the recovery of income taxes paid in respect of the regulated operations of the utility. In Alaska, deferred income tax expense also forms part of the revenue requirement.
Cost of Debt	Calculated by multiplying the approved cost of debt set by the Applicable Utilities Commission by the debt component of the utility's rate base.
Depreciation & Amortization	The depreciation on the rate base assets that is determined based on depreciation studies filed by a distribution utility, and approved by the Applicable Utilities Commission, which is net of any customer contribution amortization.
Operating Costs, Administrative Costs & Property Taxes	The costs associated with operating a utility that are determined to be prudent by the regulator.

The total revenue requirement is primarily collected through distribution rates. Other revenue generated by the utility through its regulated operations makes up the difference between the total revenue requirement and the amount collected through the distribution rates.

Performance-Based Model

The process for applying for distribution revenue requirements under a PBR framework differs from the process for applying for traditional cost of service revenue requirements in the following ways; under a PBR model:

- the revenue requirement is effectively decoupled from the utility's cost of providing service, and the utility must effectively manage its business to earn its allowed ROE over the PBR plan term. Under this model, revenues earned from rates may not correspond to the utility's actual costs;
- the PBR plan term in Alberta is typically five years, which is longer than the typical period covered by a cost of service rate application;
- the utility applies for the "going-in rates" based on either a traditional cost of service rebasing model, a continuation of the rates in effect just prior to the new PBR plan term or as otherwise directed by the Applicable Utilities Commission;

- the revenue requirement for each of the subsequent years during the PBR plan term is generally determined based on a formula that multiplies the going-in rates or revenue by an inflation factor less certain productivity factors set by the regulator, multiplied by a factor for customer growth, plus a factor for capital funding. The revenue requirement in these subsequent years is set on the assumption that the utility is lowering its cost of service over the PBR plan term due to efficiency or productivity improvements;
- certain capital expenditures outside of the normal course of business or which cannot be foreseen are typically not included in PBR rates and are considered separately;
- mechanisms may also be included in the PBR plan to allow for the recovery of certain costs determined to flow through directly to customers, and recovery of items related to material exogenous events;
- the revenue requirement is also adjusted for the effect of other decisions of the regulator such as GCOC proceedings; and
- the utility is permitted to retain all or a portion of the cost savings achieved in excess of those established by the regulator during the PBR plan term, thereby allowing the utility an opportunity to earn more than its allowed ROE.

Complaints-Based Model

Under a complaints-based model, a transmission or distribution utility does not file its rates for review or approval by the Applicable Utilities Commission. Rates are typically only reviewed upon the complaint of a ratepayer. Distribution providers in franchise areas with multiple providers in the Northwest Territories are typically regulated by the NWTPUB on a "light-handed" or complaints-based model.

Franchise Agreements and Approvals

In Alaska, British Columbia, Alberta, Nova Scotia and the Northwest Territories, rate-regulated utilities may provide service within designated areas (i.e., franchise territories and certificated service areas), under the authority granted by franchise or operating agreements or otherwise granted as permits or approvals issued pursuant to applicable statutes by the Applicable Utilities Commissions. Franchise agreements, approvals or certificated service areas grant the rate-regulated utility the exclusive right to provide utility services in the applicable franchise area.

Seasonality

The natural gas distribution business is highly seasonal, as the majority of natural gas demand occurs during the winter heating season that extends from November to March. Natural gas delivered during the winter heating season typically accounts for approximately two-thirds of annual natural gas deliveries, typically resulting in profitable first and fourth quarters and weaker second and third quarters. Accordingly, annualized individual quarterly revenues and earnings are not indicative of annual results.

Delivery rates for AUI and EEI are determined based on the energy usage using a 20-year rolling average Degree Days expected for the application period. Positive variances relative to expected levels lead to increased delivery volumes. Delivery rates for ENSTAR and PNG are set based on the energy usage using a 10-year rolling average Degree Days expected for the application period.

PNG is authorized by the BCUC to maintain a revenue stabilization adjustment mechanism regulatory account to mitigate the effect on its earnings of deliveries to certain customers caused principally by volatility in weather and the impact on deliveries. Balances in the account are recovered in customer rates over a two-year period based on forecast deliveries.

Competition

Natural gas competes with other forms of energy available to the Company's customers. The primary competitive factor is price. The commodity cost of natural gas has traditionally been volatile. When prices are high, the prospects of fuel-switching and increased energy conservation pose a risk to levels of demand for natural gas, as other energy sources can become more cost-competitive. It is anticipated that natural gas will continue to have a competitive advantage in British Columbia and Alberta, where virtually all potential customers in PNG and AUI's franchise areas are connected to natural gas. However, over time, material natural gas price increases may result in material decreases in the use of natural gas by customers. Within their respective current franchise areas, PNG and AUI have nearly achieved complete market saturation, with the exception of those consumers choosing alternate fuel sources or living in more remote areas where natural gas service is

cost-prohibitive at this time. Other competitive factors include natural gas availability and product features of alternatives.

In Nova Scotia, where customers face costs to convert to natural gas, there is competition from alternative energy sources. EEI is a relatively new utility, having started with a single customer in 2003, and natural gas has a small share of the energy market in Nova Scotia. The dominant fuel source for space and water heating is fuel oil, followed by electricity, then propane and wood fuel, used by smaller residential customers. In Nova Scotia, natural gas offers a competitive advantage relative to fuel oil and electricity due to its affordability, versatility, reliability and safety. EEI has responded to competitive propane prices in its small commercial rate class (500 to 4,999 GJ/year) by adjusting its distribution rates through the CRP during 2016 to 2023. The improving competitive position of natural gas relative to propane has allowed EEI to gradually increase its distribution rates back to the previously approved rate in 2023. Since the implementation of the CRP, EEI continued to add residential and commercial customers and this enabled EEI to remain competitive for those customer classes.

The rate-regulated utility sector is also affected by competition ranging from large utilities to independent power producers, as well as private equity and international conglomerates. In British Columbia and Alberta, the natural gas distribution market is dominated by a major distributor that serves a majority of customers. Although the Company holds a relatively small share of the overall market in Alberta and British Columbia, through its franchise agreements, permits and approvals, it faces little competition for natural gas distribution within its noted service areas.

In Alaska, in neighborhoods and communities where ENSTAR has installed distribution systems, virtually all potential customers are connected to natural gas. There are areas of potential customers in ENSTAR's service area that do not currently have access to gas service and a significant portion of ENSTAR's annual growth is from expanding its system into those unserved areas.

Utilities Business Key Utility Metrics

The following table summarizes the capital expenditures for the Utilities business for the years ended December 31, 2025 and 2024:

	2025	2024[1]
($ millions)		
New business	**52.0**	98.2
System betterment and gas supply	**116.4**	108.5
General plant	**31.6**	30.1
Total	**200.0**	236.8

Note:

1) Effective January 1, 2025, contributions in aid of construction have been netted with capital expenditures. Prior year's comparatives have been adjusted to conform with current year's presentation

The following table summarizes the nature of regulation applicable to each utility (other than Inuvik Gas) as at December 31, 2025:

Regulated Utility Applicable Utilities Commission	$ Rate Base[1] (% of the Company's Consolidated Rate Base)	Allowed Common Equity (%)	Allowed ROE (%) 2025	Allowed ROE (%) 2024	Significant Features/Material Regulatory Development
AUI ***AUC***	$554 million (25%)	39	8.97	9.28	• Third generation PBR term implemented for the 2024 to 2028 period. • Cost recovery and return on rate base through revenue per customer formula under PBR. • Adoption of formulaic approach to calculate allowed ROE for 2024 and beyond.
PNG ***BCUC***	$516 million (24%)				• Distribution rates approved under a cost of service model. • Rates were approved for the 2025-2027 years for both the Western System and the
Western System		52.0	10.40	10.40	
Northeast System		46.0	10.40	10.40	

Regulated Utility Applicable Utilities Commission	$ Rate Base[1] (% of the Company's Consolidated Rate Base)	Allowed Common Equity (%)	Allowed ROE (%) 2025	Allowed ROE (%) 2024	Significant Features/Material Regulatory Development
(Fort St. John/ Dawson Creek) Northeast System (Tumbler Ridge)		52.0	10.40	10.40	Northeast Systems in the fourth quarter of 2025. • Rate Deferral Mechanism to defer a portion of the 2025-2027 revenue requirements into future periods. • Revenue Stabilization Mechanism that primarily protects from weather related volatility. • Industrial Customer Delivery Deferral account that primarily protects from margin variances for large industrial customers.
EEI ***NSEB***	$342 million[2] (16%)	45	10.65	10.65	• Distribution rates approved under a cost of service model. • No regulatory lag; earn immediately on invested capital. • RDA of up to $50 million. • 2024 to 2026 general tariff application was approved by the NSEB in September 2023.
ENSTAR ***RCA***	US$400 million (25%)	54.11	11.875	11.875	• Distribution rates approved under a cost of service model using historical test year and allow for known and measurable changes. • Rate case was filed in May 2025 based on a 2024 test year. Interim and refundable rates were effective July 2025. Final decision expected in second half of 2026.
CINGSA ***RCA***	US$160[3] million (10%)	59.99	10.60	10.60	• Distribution rates approved under a cost of service model using historical test year and allow for known and measurable changes. • Monthly rates and fees that the facility can charge its customers are determined through a formula rate mechanism process. • In June 2025, CINGSA filed its third annual revision under its formula rates mechanism. Final decision is expected in the third quarter of 2026.

Notes:

(1) Inclusive of construction work in progress.
(2) Inclusive of CRP deferrals of approximately $50 million, which earn a return of 4%.
(3) Reflects 100 percent of rate base.

Regulatory Deferral Accounts

The Applicable Utilities Commissions have approved a number of deferral accounts for each of ENSTAR, CINGSA, AUI, PNG and EEI to record costs and revenues for various items for recovery from customers, or refund to customers, over a future time period. The general purpose of a deferral account is to keep a company or its customers whole in respect of the subject matter of the deferral account. As at December 31, 2025, the Company's deferral accounts in assets were $390.3 million ($367.4 million as at December 31, 2024) and were $212.1 million in respect of liabilities ($197.3 million as at December 31, 2024). The period over which the accounts will be realized or settled depends upon the type of account.

Recovery of deferral accounts may occur as quickly as the following month (as for certain deferral cost of gas amounts) or extend many decades (as for recovery of deferred income tax amounts).

Each of ENSTAR, AUI, PNG and EEI have a gas cost variance account. The difference between the forecast gas cost charged to customers and the actual gas cost incurred is recorded in these accounts. If actual gas costs exceed forecast gas costs, the difference will be recovered from customers by an increase in future rates. If actual gas costs are lower than forecast gas costs, the difference will be refunded to customers through a reduction in future rates. In this way, customers, over time, pay the same cost for gas as is paid by the utility.

Each of AUI, PNG and EEI have an account with respect to recovery of deferred income taxes, which reflect the future revenues required to fund the deferred tax liabilities.

In response to the *Tax Cut and Jobs Act* of 2017, ENSTAR and CINGSA recorded a net regulatory liability for excess deferred taxes that resulted from the reduction of the federal statutory tax rate from 35 percent to 21 percent. ENSTAR and CINGSA began amortizing the excess deferred taxes in 2023 and 2022, respectively.

PNG forecasts the revenue it will receive from customers based on an annual forecast of gas deliveries to customers. As it is not possible to forecast deliveries to customers with complete accuracy for a variety of reasons, including the effect of weather on gas consumption, PNG is allowed by the BCUC to record the difference between forecast and actual use per account realized from residential and small commercial customers in a revenue stabilization adjustment mechanism deferral account. If actual use per account exceeds forecast use per account, the resulting difference will be recorded in the revenue stabilization adjustment mechanism deferral account and refunded to customers in future rates. If actual use per account is less than forecast use per account, the resulting revenue difference will be recorded in the revenue stabilization adjustment mechanism deferral account and recovered from customers in future rates. In addition, the BCUC has approved an industrial customer demand deferral account, which allows PNG to defer the difference between forecast and actual margin for certain industrial customers whose demand can be variable and difficult to predict. Further, in 2025, the BCUC directed PNG to establish a rate smoothing deferral account to set the 2025-2027 rates based on a 5-year rate smoothing approach. Amounts deferred under the rate-smoothing mechanism accrue interest at PNG's weighted average cost of capital.

EEI has approval from the NSEB to use an RDA, subject to a maximum of $50 million. In periods where the actual revenue billed is less than the revenue required to earn the approved rates of return, the RDA asset will accumulate. As the distribution network matures, the actual revenue billed is expected to exceed the revenue required to earn the approved rates of return and the RDA will be drawn down. In December 2024, the NSEB approved a Recovery Rate Rider within a flexible band of $0/GJ to $1/GJ, with all revenues collected being applied to the RDA deferral balance.

In September 2016, the NSEB approved the customer retention program ("CRP") allowing EEI to reduce the base energy charges for customers who consume between 500 and 4,999 GJs/year and to defer some depreciation and operating, maintenance and administrative expenses while the program is in place. The deferred amounts under the CRP earn a return of 4 percent. The CRP ended on December 31, 2023.

Alaska

ENSTAR, headquartered in Anchorage, Alaska, is a regulated public utility that delivers natural gas to more than 156,000 residential and commercial customers in 26 communities in Southcentral Alaska. ENSTAR's service area represents approximately 60 percent of the state's population.

Alaskans have relied on ENSTAR to serve their homes and businesses with economical, efficient and reliable natural gas for over 60 years.

Operations

ENSTAR's service area spans nearly 5,000 square km and includes 633 km of high-pressure transmission lines, 87 km of high-pressure distribution lines, 5,402 km of distribution pipelines, and 5,019 km of distribution services. Included in the transmission kilometrage are two subsea pipelines that deliver gas from the Kenai Gas Fields to Anchorage and beyond. ENSTAR delivers gas to its customers and also transports gas on behalf of area electric utilities, which use natural gas to generate more than 80 percent of their electricity. In total, ENSTAR delivers approximately 60 Bcf of natural gas each year, with approximately 34 Bcf of gas deliveries going to ENSTAR customers who purchase natural gas from ENSTAR.

The following table sets out, by customer category, ENSTAR's gas deliveries:

	2025	2024
Deliveries: (Bcf)		
Residential	**19.9**	20.9
Commercial and industrial	**17.3**	17.9
Transport	**18.8**	22.9
Total deliveries	**56.0**	61.7

The following table sets out, by customer category, ENSTAR's customers:

	2025	2024
Customers at Year End:		
Residential	**142,826**	141,331
Commercial and industrial	**13,472**	13,411
Transport	**9**	9
Total customers	**156,307**	154,751

ENSTAR LLC and APC have certificated service areas granted by the RCA. In neighborhoods and communities where ENSTAR has installed its distribution system, virtually all potential customers are connected to natural gas. There are areas of potential customers in ENSTAR's service area that do not currently have access to gas service and a portion of ENSTAR's annual growth is from expanding its system into those unserved areas.

Gas sales, commercial transportation and most power plant customers in ENSTAR's service territory are currently precluded from bypassing ENSTAR's transportation and distribution system due to the limited availability of alternative gas transmission systems and the distances between producing fields and the locations of current customers.

Historically, ENSTAR has had access to natural gas supplies in the Cook Inlet area, which is within or adjacent to its service territory. ENSTAR's distribution system, including the APC transmission-level pipeline system, is not linked to interstate pipelines and thus only has access to indigenous natural gas supplies. As a result, ENSTAR must procure its natural gas supplies under gas supply agreements from producers in and near the Cook Inlet area. Natural gas production in the Cook Inlet area has declined in the last decade as has the amount of deliverability available from Cook Inlet producers. After renegotiation of its major gas supply agreements with the predominant gas producer in the area, ENSTAR has obtained firm gas supply contracts through the first quarter of 2033.

CINGSA, a regulated gas storage facility that was placed in service in 2012, was developed to address the seasonal delivery demands for ENSTAR's customers. The facility was built at a partially depleted gas reservoir and consists of seven wells, gas lines, base gas required to maintain pressure, and equipment typically associated with a storage field. The Company indirectly holds a 65 percent interest in CINGSA.

In 2025, CINGSA completed an expansion project that included the drilling of two new wells, increasing the total storage capacity to 13 Bcf and providing a designed maximum injection rate of 225 MMcf per day and a designed maximum withdrawal rate of 215 MMcf per day. Natural gas is injected into the facility during each summer and withdrawn as needed for use each winter. CINGSA provides firm gas storage service to ENSTAR and to two Cook Inlet area electric utilities and provides interruptible gas storage service to ENSTAR and four other customers. ENSTAR has subscribed for approximately 80 percent of CINGSA's capacity and approximately 80 percent of the associated gas injection and withdrawal capability, with the remainder of the capacity and injection and withdrawal capability split among its other customers.

CINGSA is fully operated under an Operating and Maintenance Agreement with ENSTAR LLC, in which ENSTAR employees provide all day-to-day administration and management activities necessary for the operations, commercialization and maintenance.

Alberta

AUI commenced operations as an Alberta, provincially regulated, natural gas distribution utility in 1954. Its head office is located in Leduc, Alberta. AUI delivers natural gas to residential, farm, and C&I consumers in more than 90 communities throughout Alberta. At the end of 2025, AUI served approximately 86,900 customers. AUI also owns transmission facilities, including, without limitation, high-pressure pipelines that deliver natural gas from gas sources to the distribution systems.

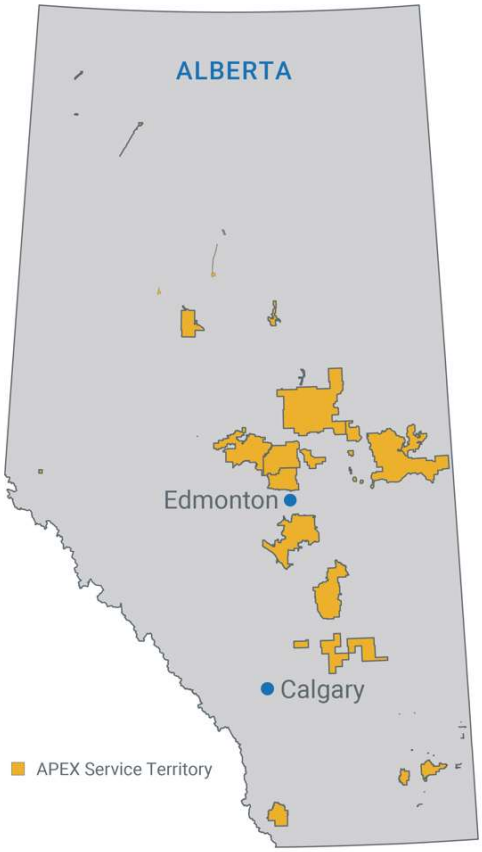

AUI operates in a mature market and has achieved nearly 100 percent saturation within its franchise areas, with the exception of a few consumers choosing alternate fuel sources or living in remote areas where natural gas service is cost-prohibitive. The Alberta natural gas distribution market is dominated by a major distributor that serves approximately 85 percent of natural gas consumers. AUI serves approximately 6 percent of Alberta customers, with the remaining market served by member-owned natural gas cooperatives and municipally owned systems. AUI expands its customer base through economic expansion and growth in its franchise areas and also pursues opportunities to develop service areas not currently served with natural gas. AUI may pursue the acquisition of municipal and co-op systems as they become available.

Operations

AUI's distribution system consists of 21,176 km of pipeline. There are 656 small and mid-sized metering and pressure regulating stations throughout AUI's distribution network. AUI operates its gas distribution systems through a network of 14 district offices. AUI's market consists primarily of residential and small commercial consumers located in smaller population centres or rural areas of Alberta.

The following table sets out, by customer category, AUI's gas deliveries:

	2025	2024
Deliveries: (PJ)		
Residential	**6.8**	7.0
Rural	**2.7**	2.7
Commercial	**5.3**	5.2
Small industrial (Rate 2 - Large General Services)	**1.2**	1.2
Large industrial (Rate 3 - Demand)	**2.3**	2.2
Producers	**0.6**	0.7
Total deliveries	18.9	19.0

The following table sets out, by customer category, AUI's customers:

	2025	2024
Customers at Year End:		
Residential	**65,058**	63,746
Rural	**13,962**	13,942
Commercial	**7,665**	7,489
Small industrial (Rate 2 - Large General Services)	**133**	137
Large industrial (Rate 3 - Demand)	**56**	59
Producers	**2**	2
Total customers	86,876	85,375

Under the MGA, municipal councils have the authority to grant a right, exclusive or otherwise, to a person to provide utility service in all or part of the municipality, for not more than 20 years. Under the MGA, AUI negotiates an initial franchise agreement with municipalities based on a standard template approved by the AUC. Each initial franchise agreement sets a negotiated initial term and also defines the rights and obligations of both the municipality and AUI.

The distribution franchise agreements granted to AUI under the MGA are exclusive to AUI, granted under initial terms for a minimum of 10 years, and up to 20 years, and are typically renewed for periods of 10 years. If any franchise agreement is not renewed, it remains in effect until such time as either party, with the approval of the AUC, terminates it. Upon termination of a municipal franchise agreement, the municipality may purchase AUI's distribution facilities system within the municipality at a price to be agreed upon or, failing agreement, on a price to be fixed by the AUC. A prior Supreme Court of Canada decision supports a purchase price calculated at the full replacement cost, less loss in value of the system due to wear and tear and obsolescence.

As at December 31, 2025, AUI had 36 municipal distribution franchises granted pursuant to the MGA; nine permits granted by Indigenous and Northern Affairs Canada under the authority of the *Indian Act* (Canada); and 21 rural franchise approvals issued under the authority of the *Gas Distribution Act* (Alberta), with remaining terms that vary from approximately 1 year to perpetually and are renewed from time to time in the ordinary course of AUI's business. The top three municipalities contributing to AUI's total revenue in 2025 were the City of Leduc, City of Beaumont and Town of Morinville, which collectively accounted for approximately 27 percent of AUI's total revenue and 22 percent of energy delivered in 2025.

AUI currently buys the majority of its natural gas under monthly and daily arrangements from a number of producers. The price paid for the natural gas on a monthly basis is based on market value provided in the Canadian Gas Price Reporter. AUI receives the majority of its natural gas from ATCO Gas and Pipelines Ltd.'s and NOVA Gas Transmission Ltd.'s Alberta gas transportation systems. Deliveries are made at various Alberta delivery points into the AUI system for delivery to its customers. AUI's natural gas supply and transportation arrangements are such that most of the third party transportation charges are paid by the natural gas customers. The cost of gas purchased is flowed through to the distribution customers and does not impact net income.

British Columbia

PNG's head office is located in Vancouver, British Columbia and its principal operating office is located in Terrace, British Columbia. PNG's wholly owned subsidiary, PNG(N.E.) has its main operating offices in Fort St. John, British Columbia and Dawson Creek, British Columbia.

PNG owns and operates the Western System, a regulated natural gas transmission and distribution utility within the west central portion of northern British Columbia. PNG(N.E.) owns and operates the Northeast System, a distribution utility in northeast British Columbia.

Substantially all of PNG's and PNG(N.E.)'s pipeline facilities are located across Crown land or privately-owned property under rights-of-way granted by the Crown or the owners in perpetuity or for so long as they are used for pipeline purposes. Approximately three kilometers of main pipelines and approximately nine kilometers of lateral transmission pipelines cross reserves established under the *Indian Act* (Canada), for which PNG has appropriate land rights. Compressor and metering stations are principally located on land owned by PNG. PNG owns its local offices in Terrace, Prince Rupert, Kitimat, Burns Lake, Smithers, Summit Lake, Dawson Creek, Tumbler Ridge and Fort St. John, British Columbia and leases office space in Vanderhoof and Vancouver, British Columbia.

All of the property and assets of PNG and PNG(N.E.) are subject to the lien of a deed of trust and mortgage dated as of April 15, 1982 between PNG and Computershare Trust Company of Canada, as trustee, as amended and supplemented from time to time, under which PNG's secured debentures have been issued. The remaining secured debentures mature in December 2027, and the lien under the deed of trust and mortgage will expire upon repayment.

All of PNG's and PNG(N.E.)'s residential customers, most of their commercial customers and a number of their smaller industrial customers continue to rely on PNG and PNG(N.E.) for arrangement of their gas supply, and such customers pay tariffs which include PNG's and PNG(N.E.)'s gas supply commodity and delivery costs. The large industrial customers, the majority of small industrial customers and a number of commercial customers purchase their own gas supply requirements from third party gas suppliers and contract for gas transportation service on the PNG and PNG(N.E.) pipeline systems. In addition, some of the smaller commercial customers purchase their gas supply requirements directly from gas marketers. Since PNG's income is earned from the distribution of natural gas and not from the sale of the commodity, distribution

margin is not adversely affected by this practice as the gas commodity costs are passed through to customers without a mark-up.

In the Western System service area, PNG has a very high penetration of available energy customers. With the final investment decision made by joint venture partners of LNG Canada's export project at Kitimat, British Columbia, PNG expects that economic spin-offs will be realized in the associated communities, including additional residential housing and business requirements in PNG's franchise areas, which could provide a basis for additional growth for the Company's business.

In the Northeast System service area, PNG(N.E.) continues to build out its distribution system to new communities and to capture new housing and commercial developments in its existing serviced communities.

Operations

PNG's transmission pipeline system in the Western System service area connects with the British Columbia pipeline system operated by Enbridge Westcoast Energy Inc. (formerly Spectra Energy) near Summit Lake, British Columbia, and extends 587 km to the west coast of British Columbia at Prince Rupert, British Columbia. The pipeline between Summit Lake, British Columbia and Terrace, British Columbia has been partially paralleled, or looped, with a second line to increase throughput capacity. PNG also owns and operates over 300 km of lateral transmission pipelines extending into the various communities served by PNG, including a line extending approximately 57 km into Kitimat, British Columbia. The Western System distribution system is comprised of approximately 960 km of distribution pipelines. Five compressor units maintain pressure on PNG's Western System transmission pipeline system (three of which are presently deactivated).

The Northeast System serves the Fort St. John and Dawson Creek areas of British Columbia through connections with the Enbridge Westcoast Energy Inc. pipeline system at several locations. The Northeast System also connects with production pipelines to obtain supply for the Fort St. John and Tumbler Ridge areas of British Columbia. The entire Northeast System consists of approximately 243 km of transmission lines, 2,202 km of distribution lines and a gas processing plant near Tumbler Ridge with a capacity of 120,000 cubic meters of natural gas per day.

The following table sets out, by customer category, PNG's gas deliveries:

	2025	2024
Deliveries: (PJ)		
Residential	**3.0**	3.0
Commercial	**3.0**	3.1
Small industrial	**2.8**	2.6
Large industrial	**1.6**	1.5
Total deliveries	**10.4**	10.2

The following table sets out, by customer category, PNG's customers:

	2025	2024
Customers at Year End:		
Residential	**37,153**	37,159
Commercial	**5,459**	5,451
Small industrial	**35**	35
Large industrial	**2**	2
Total customers	**42,649**	42,647

Under the *Utilities Commission Act* (British Columbia), municipal councils and utilities negotiate franchise agreements, which are then subject to approval by the BCUC through a CPCN.

Under the *Community Charter* (British Columbia), a council of a municipality may enter into an agreement to grant an exclusive or limited franchise for the provision of gas, electrical or other energy supply system for terms of not more than 21 years. If any franchise agreement is not renewed, it remains in effect and the utility may not discontinue operations

except on the approval of the BCUC. Furthermore, any disposition of a utility's property, franchises, licences, permits, concessions, privileges or rights also requires the approval of the BCUC.

PNG's Western System currently has exclusive franchise agreements with the municipalities of Prince Rupert, Port Edward, Kitimat, Terrace, Smithers, Burns Lake, Houston, Fort St. James, Fraser Lake, Telkwa and Vanderhoof, entitling it to supply and distribute natural gas within those municipalities. Each of the franchise agreements has a term of 21 years, with agreements expiring between 2031 and 2038.

PNG(N.E.) has exclusive franchise agreements with the city of Fort St. John, the District of Taylor, the City of Dawson Creek, and the Village of Pouce Coupe for 21-year terms with expiries between 2036 and 2042. The franchise agreement with the District of Taylor gives the municipality the right to purchase the distribution system within the municipality on expiry of the franchise agreement, at the fair market value of the assets as a going concern.

PNG contracts with a third party for gas management services. Gas management services include gas supply planning and resource selection analysis, gas supply contract negotiation and administration, daily energy management services, and the monitoring and reporting of credit, hedging positions and gas prices. The cost of gas purchased is flowed through to the distribution customers and does not impact net income.

PNG meets its gas demand requirements using a balanced approach and contracts for supply from different counterparties for both daily and monthly priced supply. Most of the gas is sourced from northeastern British Columbia and transported on Westcoast Energy Inc.'s T-south pipeline system. This includes all of the supply to PNG's transmission line serving its Western System service area and most of the supply for the Fort St. John and Dawson Creek, British Columbia service areas. In addition, the Fort St. John system incorporates two interconnections with producer pipelines in the region. In Tumbler Ridge, British Columbia, all of the gas supply is obtained from one supplier.

To assist with managing physical gas supply during peak demand, PNG has a storage agreement for 1,000,000 GJs at Aitken Creek Gas Storage, located in northeastern British Columbia and connected to Westcoast Energy Inc.'s pipeline system.

Nova Scotia

EEI is a natural gas distribution utility in Nova Scotia with a head office located in Dartmouth, Nova Scotia. EEI's franchise was granted in 2003 and gives it the exclusive right to distribute natural gas through its distribution system to all or part of seven counties in Nova Scotia, including the Halifax Regional Municipality, until December 31, 2028.

Natural gas currently provides less than 7.6 percent of total energy used in Nova Scotia, with electricity and fuel oil being the dominant energy sources. In 2025, EEI's customer base grew by 2.5 percent and ended the year at approximately 9,600 customers. EEI currently has approximately 5,800 residential and approximately 3,800 commercial customers representing approximately 35 percent of all homes and 50 percent of all commercial buildings that currently have access to natural gas. EEI is focused on increasing penetration levels within the area currently served by its existing network and extending the network to serve new developments.

The following table sets out, by customer category, EEI's gas deliveries:

	2025	2024
Deliveries: (PJ)		
Residential	**0.4**	0.3
General service commercial [1]	**5.6**	5.2
Industrial	**2.5**	2.5
Non-regulated compressed natural gas distribution	**1.4**	1.4
Total deliveries	**9.9**	9.4

Note:

(1) The NSEB approved new rate classes effective January 1, 2024. Deliveries for small and large commercial customers are now included in the new general service commercial rate class.

The following table sets out, by customer category, EEI's customers:

	2025	2024
Customers at Year End:		
Residential	**5,745**	5,560
General service commercial [1]	**3,798**	3,714
Industrial	**15**	15
Non-regulated compressed natural gas distribution	**3**	3
Total customers	**9,561**	9,292

Note:

(1) The NSEB approved new rate classes effective January 1, 2024. Small and large commercial customers are now included in the new general service commercial rate class.

Operations

Under the *Gas Distribution Act* (Nova Scotia), a utility must apply for a franchise before the NSEB, subject to approval by the Governor in Council. Franchises granted by the NSEB provide the franchise holder the exclusive right to construct and operate a gas delivery system within the geographical area of the franchise (subject to limited exceptions) for a term of 25 years. Franchises are renewable by application to the NSEB. In the event that a franchise is not renewed, the NSEB may require the franchise holder to continue to provide service for such time as will allow users to convert to another energy source.

The franchise currently held by EEI is for a 25 year term, issued on February 7, 2003 for Cumberland, Colchester, Pictou, and Halifax Counties (now Halifax Regional Municipality), the Municipality of the District of East Hants, and the Goldboro area of Guysborough County. In addition, in 2014, EEI was granted the franchise rights for Antigonish County.

EEI's distribution system consists of approximately 503 km of pipeline mains infrastructure of which approximately 385 km is located in the Halifax Regional Municipality, approximately 62 km is located in Amherst, Nova Scotia, approximately 45 km is located in the New Glasgow/Pictou area and approximately 11 km is located in Oxford, Nova Scotia.

In 2020, EEI entered into a 20-year agreement with Portland Natural Gas Transmission System for natural gas transportation capacity from the Dawn Hub in Ontario to Westbrook, Maine on a pipeline path that consists of the Enbridge Gas transmission pipeline, TC Energy pipeline, and the Portland Natural Gas Transmission System. EEI uses available shorter-term capacity on the Maritimes & Northeast Pipeline system to complete the path to Nova Scotia. The agreement provides for 10,550 GJ per day of capacity that commenced on November 1, 2020 and expires in October 2040.

In 2014, EEI entered into a contract with Enbridge Inc. for the Atlantic Bridge expansion project, on the Algonquin Gas Transmission pipeline system. EEI has 10 years remaining on the contract. The agreement provides 10,550 GJ per day of capacity that commenced on October 1, 2020.

Both of these long-term capacity agreements provide EEI and its customers with multiple benefits including: enhanced security of supply, reduced pricing and price volatility, and the opportunity to diversify suppliers and supply basins.

In 2025, EEI's gas supply was delivered via the Algonquin pipeline, the TC Energy pipeline, the Portland Natural Gas Transmission system, the Maritimes & Northeast U.S. and Canadian pipeline systems from supply sources in central Canada and the United States. The cost of gas purchased is passed through to distribution customers and does not impact net income.

INUVIK GAS AND IKHIL JOINT VENTURE

TUGI holds a 33.33 percent interest in Inuvik Gas and the Ikhil Joint Venture natural gas reserves, which supplies Inuvik Gas with natural gas for the Town of Inuvik and seasonally supplies the Northwest Territories Power Corporation with natural gas for electricity generation.

Under the *Public Utilities Act* (Northwest Territories) and the *Cities Towns and Villages Act* (Northwest Territories), municipal councils have the authority to grant a utility the right to operate within a municipality. Where a utility plans to operate outside

of a municipality, this authority rests with the Minister responsible for the *Public Utilities Act* (Northwest Territories). Under the *Cities Towns and Villages Act* (Northwest Territories), franchise agreements may not have initial terms greater than 20 years and may be renewed for terms not to exceed 10 years. Upon expiry of a franchise, with the approval of the Minister under the *Cities Towns and Villages Act* (Northwest Territories), the municipality may purchase the property used in connection with a franchise on terms to be agreed to by the parties or by arbitration under the *Arbitration Act* (Northwest Territories).

RENEWABLE ENERGY BUSINESS

TSU's Renewable Energy business contributed revenue of $18.8 million for the year ended December 31, 2025 (2024 – $16.6 million), representing approximately 2 percent (2024 – 2 percent) of TSU's total revenue before Corporate segment and intersegment eliminations. The revenue from the Renewable Energy segment also excludes revenue from the Northwest Hydro Facilities as the investment is accounted for using the equity method accounting.

At December 31, 2025, TSU has installed power capacity from a combination of hydro and wind generation, as more particularly set forth in the below table.

Facility	Interest (%)	Installed Capacity (MW)	Type	Geographic Region	Contracted Expiry Date
Bear Mountain Wind Park	100	102	Wind	British Columbia, Canada	2034
Forrest Kerr(1)	10	214	Hydro	British Columbia, Canada	2074
McLymont Creek(1)	10	72	Hydro	British Columbia, Canada	2075
Volcano Creek(1)	10	17	Hydro	British Columbia, Canada	2074

Note:

(1) TSU owns an approximately 10 percent indirect interest in the Northwest Hydro Facilities, which are comprised of Forrest Kerr, McLymont Creek and Volcano Creek.

The following chart provides a summary of the volumes sold for the last two years:

	2025	2024
Bear Mountain Wind Park power sold (GWh)	**162.2**	151.5
Northwest Hydro Facilities power sold (GWh)(1)(2)	**122.0**	123.8

Notes:

(1) Representing 10 percent of the total power sold by the Northwest Hydro Facilities.

(2) Inclusive of 3.2 GWh of deemed energy for the year ended December 31, 2025 (5.5 GWh for the year ended December 31, 2024) related to BC Hydro's curtailment.

Bear Mountain Wind Park

The Bear Mountain Wind Park, owned by the Company through BMWLP and BMWPC, is a 102 MW generating wind facility consisting of 34 turbines, a substation and transmission and collector lines, which are connected to the BC Hydro transmission grid. Each of the 3 MW Enercon E-82 wind turbine generators has a 78 metre hub height and a 82 metre rotor diameter. The Bear Mountain Wind Park is British Columbia's first fully-operational wind park, delivering enough electricity to power most of British Columbia's South Peace region.

Enercon Canada Inc., the Canadian subsidiary of the turbine manufacturer, Enercon GmbH, provides operating and maintenance services to BMWLP under a service agreement that expires in December 2026 on a fixed fee basis (but with caps on the unscheduled maintenance services that are included), escalating with reference to specified pricing indices.

The Bear Mountain Wind Park was commissioned and fully connected to the British Columbia power grid in 2009. All of the power from the Bear Mountain Wind Park is sold to BC Hydro under a 25-year EPA expiring in 2034 with an escalation factor of 50 percent of Canadian CPI calculated at the beginning of each year. The facility is an EcoLogo certified facility and generates RECs which BMWLP sells to provide an additional revenue stream.

The Bear Mountain Wind Park covers approximately 25 hectares of BC Crown land and, as the turbines and balance of plant require limited surface land space, the facility continues to be used for cattle grazing and by the public for hiking, snowmobiling, cross-country skiing and other recreational activities.

There are royalty agreements in place with the Peace Energy Cooperative (a community-based group), Aeolis Wind Power Corporation and AltaGas Limited Partnership for a total of 1.712 percent of the project revenues and varying participation in REC sales above a cumulative threshold amount.

Northwest Hydro Facilities

The Northwest Hydro Facilities, located in Tahltan First Nation territory approximately 1,000 kilometers northwest of Vancouver, British Columbia, are comprised of three run-of-river hydroelectric facilities, namely Forrest Kerr, McLymont Creek, Volcano Creek and all associated transmission and related support facilities.

The Northwest Hydro Facilities, with a combined installed capacity of approximately 303 MW, are contracted under three separate EPAs with BC Hydro that are fully indexed to BC CPI, meaning there is no direct commodity risk on contracted power. Each EPA expires 60 years from the facility's respective date of COD.

The Northwest Hydro Facilities are owned by the CMH Group. The CMH Group is owned by Coast LP, its general partner Coast GP and the Tahltan First Nation. The Company's indirect ownership is through limited partnership units of Coast LP and common shares of Coast GP. Impact benefit agreements are in place for all three Northwest Hydro Facilities, supporting a cooperative and mutually beneficial relationship between the Tahltan First Nation and the CMH Group.

The Company has agreed with AltaGas that it will not directly or indirectly dispose of any of its interest in Coast LP or Coast GP prior to November 1, 2028 without the prior consent of AltaGas.

Seasonality

The renewable energy business of TSU is cyclical due to the nature of wind and run-of-river hydroelectric resources, which fluctuate based on both seasonal patterns and annual weather variation. Typically, run-of-river hydroelectric facilities generate most of their electricity and revenues during May to October when snowpack melt starts and increases in precipitation feed watersheds and rivers. Inversely, wind speeds are historically greater during the winter months when winter storms are prevalent. Accordingly, annualized individual quarterly revenues and earnings are not indicative of annual results.

CAPITAL STRUCTURE

DESCRIPTION OF CAPITAL STRUCTURE

The Company's authorized share capital consists of an unlimited number of Common Shares and such number of Preferred Shares issuable in series at any time as have voting rights either directly or on conversion or exchange that in the aggregate represent less than 50 percent of the voting rights attaching to the then issued and outstanding Common Shares. As at December 31, 2025, TSU had 30,000,000 Common Shares issued and outstanding and no Preferred Shares issued and outstanding.

The summary below of the rights, privileges, restrictions and conditions attaching to the Common Shares and the Preferred Shares is subject to, and qualified by reference to, TSU's articles and by-laws.

Common Shares

Holders of Common Shares are entitled to notice of, to attend and to one vote per share held at any meeting of the Shareholders (other than meetings of a class or series of shares of the Company other than the Common Shares). Subject to prior satisfaction of all preferential rights to dividends attached to shares of other classes of shares of the Company ranking in priority to the Common Shares in respect of dividends, the holders of Common Shares are entitled to receive dividends as and when declared by the Board of Directors on the Common Shares as a class. In the event of any liquidation, dissolution or winding-up of the Company, whether voluntary or involuntary, or any other distribution of the assets of the

Company among the Shareholders for the purpose of winding-up its affairs, and subject to prior satisfaction of all preferential rights to return of capital on dissolution attached to all shares of other classes of shares of the Company ranking in priority to the Common Shares in respect of return of capital on dissolution, the holders of Common Shares are entitled to share rateably, together with the holders of shares of any other class of shares of the Company ranking equally with the Common Shares in respect of return of capital on dissolution, in such assets of the Company as are available for distribution. The Common Shares are not convertible into any other class of shares.

Preferred Shares

The Preferred Shares may at any time or from time to time be issued in one or more series. Before any shares of a particular series are issued, the Board of Directors shall, by resolution, fix the maximum number of shares that will form such series and shall, subject to the limitations set out in the Company's articles, by resolution, fix the designation, rights, privileges, restrictions and conditions to be attached to the Preferred Shares of such series. The Preferred Shares of each series will rank on parity with Preferred Shares of every other series with respect to accumulated dividends and return of capital and the holders of Preferred Shares will rank prior to the holders of Common Shares and any other shares of TSU ranking junior to the Preferred Shares with respect to the payment of dividends and the distribution of assets in the event of liquidation, dissolution or winding-up of TSU, whether voluntary or involuntary or any other distribution of the assets of TSU among its shareholders for the purpose of winding-up its affairs.

The rights, privileges, restrictions and conditions attaching to the Preferred Shares as a class may be repealed, altered, modified, amended or amplified or otherwise varied only with the sanction of the holders of the Preferred Shares given in such manner as may then be required by law, subject to a minimum requirement that such approval be given by resolution in writing executed by all holders of Preferred Shares entitled to vote on that resolution or passed by the affirmative vote of at least 66⅔ percent of the votes cast at a meeting of holders of Preferred Shares duly called for such purpose.

Medium Term Notes

TSU has issued senior unsecured notes in the form of MTNs. On December 5, 2018, TSU issued $300 million of MTNs with a coupon rate of 4.26 percent (4.269 percent yield to maturity) and maturity date of December 5, 2028. On April 3, 2019, TSU completed the issuance of $250 million of MTNs with a coupon rate of 3.15 percent (3.151 percent yield to maturity) and a maturity date of April 6, 2026. On April 7, 2020, TSU completed the issuance of $100 million of MTNs with a coupon rate of 3.13 percent (3.13 percent yield to maturity) and a maturity date of April 7, 2027. On August 15, 2022, TSU completed the issuance of $100 million of MTNs with a coupon rate of 5.28 percent (5.288 percent yield to maturity) and a maturity date of August 15, 2052. On January 11, 2023, TSU completed the issuance of $200 million of MTNs with a coupon rate of 5.02 percent (5.026 percent yield to maturity) and a maturity date of January 11, 2030. On April 24, 2025, TSU completed the issuance of $150 million of MTNs with a coupon rate of 4.48 percent (4.487 percent yield to maturity) and a maturity date of April 24, 2032. On November 14, 2025, TSU completed the issuance of $175 million of MTNs with a coupon rate of 3.71 percent (3.713 percent yield to maturity) and a maturity date of February 14, 2031, and $175 million of MTNs with a coupon rate of 4.40 percent (4.406 percent yield to maturity) and a maturity date of November 14, 2035.

Details with respect to the issued and outstanding MTNs can be found in Note 12 to TSU's consolidated financial statements as at and for the year ended December 31, 2025 filed on SEDAR+ at *www.sedarplus.ca*. The MTNs are not listed or quoted on any exchange.

CORPORATE GOVERNANCE

Information contained in this AIF under the section titled "*Corporate Governance"* is given as at the date of this AIF unless otherwise specifically stated.

DIRECTORS AND EXECUTIVE OFFICERS

As at March 4, 2026 the directors and executive officers of TSU, as a group, owned beneficially, directly or indirectly, or exercised control or direction over none of the outstanding Common Shares.

Directors

Composition of the Board of Directors

The number of directors of TSU is to be determined from time to time by resolution of the Board, subject to TSU's by-laws and the Shareholders Agreement. The number of directors is currently nine, of which five are independent directors as defined under Canadian securities laws.

The term of office of any director continues until the annual Shareholder meeting following the director's election or appointment or (if an election or appointment of a director is not held at such meeting or if such meeting does not occur) until the date on which the director's successor is elected or appointed, or earlier if the director dies or resigns or is removed or disqualified, or until the director's term of office is terminated for any other reason in accordance with the constating documents of TSU. The Shareholder is entitled to annually elect the Board, subject to certain indirect nomination rights in the Shareholders Agreement.

The following table lists the name, place of residence and principal occupation of each director of TSU, the date that each director first became a director of TSU, and the committees on which the director served as at March 4, 2026.

Name and Residence	Principal Occupation During the Past Five Years	Director Since	Board Committee Membership
Gregory Aarssen[(1)] Ontario, Canada	Independent Businessman and Corporate Director	September 5, 2018	Audit Committee C&G Committee (Chair)
Steven Biggs Alberta, Canada	Principal, Infrastructure and Renewal Resources at AIMCo since 2025, and prior thereto, Associate Principal from 2024 to 2025, Associate Portfolio Manager from 2022 to 2024, and Associate from 2020 to 2022	May 31, 2023	Audit Committee C&G Committee
David Cornhill[(1)(2)] Alberta, Canada	Independent Businessman and Corporate Director	September 5, 2018	-
Andrea Goertz[(1)] British Columbia, Canada	Independent Businessperson and Corporate Director	November 17, 2020	Audit Committee C&G Committee EHS Committee (Chair)
Wendy Henkelman[(1)] Alberta, Canada	Corporate Director	April 26, 2022	Audit Committee (Chair) EHS Committee
Dietz Kellmann[(1)(3)] British Columbia, Canada	Business Consultant and Corporate Director	March 31, 2020	Audit Committee EHS Committee
Samuel Langleben Québec, Canada	President at Long Life Capital Inc., a strategic advisory and investing firm, since 2022, and prior thereto, Senior Director, Strategy & Corporate Development at PSP Investments from 2021 to 2022 and Director, Infrastructure Investments from 2018 to 2021	March 31, 2020	Audit Committee EHS Committee
Martine Légaré Québec, Canada	Managing Director, Head of Strategy Portfolio Management, Infrastructure Investments, at PSP Investments since 2021, and prior thereto, Senior Director, Infrastructure Investments from 2012 to 2021	October 17, 2023	C&G Committee EHS Committee
Shaun Toivanen Alberta, Canada	President, Chief Executive Officer and Chief Financial Officer of TSU since 2025, and prior thereto, Executive Vice President and Chief Financial Officer from 2018 to 2025	November 1, 2025	EHS Committee

Notes:
(1) Independent director.
(2) Chair of the Board.
(3) Senior Director.

The following table sets forth any TSU directors holding other public company directorships.

Director	Other Public Company Boards
David Cornhill	AltaGas Ltd. Imperial Oil Limited
Andrea Goertz	Boardwalk REIT
Wendy Henkelman	Postmedia Network Canada Corp.

Independence

Under NI 58-101, a director is considered to be independent if he or she is independent within the meaning of NI 52-110. Pursuant to NI 52-110, an independent director is a director who is free from any direct or indirect relationship which could, in the view of the Board, be reasonably expected to interfere with a director's independent judgment. Based on information provided by each director concerning his or her background, employment and affiliations, the Board has considered and determined that five of the nine members of the Board are currently considered independent (56%):

- Gregory Aarssen, David Cornhill, Andrea Goertz, Wendy Henkelman and Dietz Kellmann are independent.
- As CEO, Shaun Toivanen is not independent.
- As indirect shareholder nominee directors, Steven Biggs, Samuel Langleben and Martine Légaré are not independent.

Executive Officers

The names, residence, and position of each of the current executive officers of TSU are as follows:

Name of Officer, Residence and Position	Principal Occupation During the Past Five Years
Kelly Cantwell Alberta, Canada	Executive Vice President, Corporate Strategy and Business Development
Brenda Rawcliffe Alberta, Canada	Executive Vice President, General Counsel and Corporate Secretary since 2021, and prior thereto, Associate General Counsel and Corporate Secretary at Pembina Pipeline Corporation from 2018 to 2021
Leigh Ann Shoji-Lee British Columbia, Canada	Executive Vice President, Operations since 2023, and prior thereto, Executive Vice President, Utility Operations from 2018 to 2023 and President of PNG from 2016 to 2023
Shaun Toivanen Alberta, Canada	President, Chief Executive Officer and Chief Financial Officer since 2025, and prior thereto, Executive Vice President and Chief Financial Officer from 2018 to 2025

CEASE TRADE ORDERS, BANKRUPTCIES, PENALTIES AND SANCTIONS

Cease Trade Orders

To the knowledge of TSU, no director or executive officer of TSU is, as of March 4, 2026, or was within ten years before March 4, 2026, a director, chief executive officer or chief financial officer of any company (including TSU), that: (a) was subject to a cease trade order (including a management cease trade order), an order similar to a cease trade order or an order that denied the relevant company access to any exemption under securities legislation, in each case that was in effect for a period of more than 30 consecutive days (collectively, an "Order"), and that was issued while the director or executive officer was acting in the capacity as director, chief executive officer or chief financial officer; or (b) was subject to an Order that was issued after the director or executive officer ceased to be a director, chief executive officer or chief financial officer

and which resulted from an event that occurred while that person was acting in the capacity as director, chief executive officer or chief financial officer.

Bankruptcies

To the knowledge of TSU, no director or executive officer of TSU, nor a shareholder holding a sufficient number of securities of TSU to affect materially the control of TSU (nor any personal holding company of any of such Persons): (a) is, as of March 4, 2026, or has been within the ten years before March 4, 2026, a director or executive officer of any company (including TSU) that, while that Person was acting in that capacity, or within a year of that Person ceasing to act in that capacity, became bankrupt, made a proposal under any legislation relating to bankruptcy or insolvency or was subject to or instituted any proceedings, arrangement or compromise with creditors or had a receiver, receiver manager or trustee appointed to hold its assets; or (b) has, within the ten years before March 4, 2026, become bankrupt, made a proposal under any legislation relating to bankruptcy or insolvency, or become subject to or instituted any proceedings, arrangement or compromise with creditors, or had a receiver, receiver manager or trustee appointed to hold the assets of the director, executive officer or shareholder.

Penalties or Sanctions

To the knowledge of TSU, no director or executive officer of TSU, nor a shareholder holding a sufficient number of securities of TSU to affect materially the control of the TSU (nor any personal holding company of any of such Persons), has been subject to: (a) any penalties or sanctions imposed by a court relating to securities legislation or by a securities regulatory authority or has entered into a settlement agreement with a securities regulatory authority; or (b) any other penalties or sanctions imposed by a court or regulatory body that would likely be considered important to a reasonable investor in making an investment decision.

VOTING SECURITIES AND PRINCIPAL HOLDERS THEREOF

TSU is authorized to issue an unlimited number of Common Shares. As at the date hereof, 30,000,000 Common Shares were issued and outstanding and owned as noted below.

Name of Holder	Type of Ownership	Number of Voting Securities Owned	Percentage of Issued and Outstanding Shares
TriSummit Cycle Holding Inc.	Beneficial	30,000,000	100%

GOVERNANCE OVERSIGHT

The Board discharges its responsibilities directly and through its committees. The responsibilities of the Board and each committee are set out in written mandates, which are reviewed and approved regularly by the Board. The Board has also developed governance guidelines which further delineate the roles and responsibilities of the Board, its committees and management.

The chair of each committee is responsible for ensuring their respective mandates are fulfilled. In addition, the mandates for the committees include position descriptions for their respective chairs. For a summary of the roles and responsibilities of the various committees, see the disclosure under the heading "*Board Committees*".

Governance Policies and Practices

Compensation

Refer to Schedule B for the process by which the Board determines the compensation for TSU's directors and executive officers.

Ethical Business Conduct

The Board encourages and promotes an overall culture of ethical business conduct. In connection with its commitment to ensuring the ethical operation of TSU, the Board has adopted a code of business ethics, a copy of which is available on TSU's website at *www.trisummit.ca* and under TSU's profile on SEDAR+ at *www.sedarplus.ca*.

Each director, officer, employee, contractor, consultant, representative and agent of TSU must comply with the code of business ethics. The Board monitors compliance with the code of business ethics through reports of management to the Board and requires that all persons subject to the code of business ethics provide an annual certification of compliance with the code of business ethics.

The Board has adopted other policies that support ethical conduct, including a Whistleblower Policy and an Anti-Corruption Policy. The Whistleblower Policy provides employees, clients and contractors of TSU or its operating subsidiaries with the ability to report, on a confidential and anonymous basis, any violation of law or policy, including bribery, corruption, criminal conduct, fraud, falsification of financial records, or any conduct or activity that is ethically, morally or legally questionable. A copy of the Whistleblower Policy is publicly available on TSU's website at *www.trisummit.ca* or by request to the Corporate Secretary. Reports can be made by phone at 1-844-783-5361 or through the website at *www.trisummit.ethicspoint.com.*

The Board receives quarterly reports of any complaints received under the code of business ethics or the Whistleblower Policy that are received by the Chair of the Board, any committee chair or through EthicsPoint.

A director who has a material interest in a matter before the Board or any committee on which he or she serves is required to disclose such interest as soon as the director becomes aware of it and may be required to recuse himself or herself from the meeting while discussions and voting with respect to the matter are taking place. Directors will also be required to comply with the relevant provisions of the CBCA regarding conflicts of interest. Executive officers are also required to disclose any material interest in a transaction or agreement being considered by the Board and would not be present at the Board meeting at which such transaction is being considered.

Board Effectiveness

Performance Assessment

The C&G Committee's mandate includes establishing practices for measuring Board performance and for evaluating the performance of the Board, its committees and the individual directors.

The Board, in conjunction with the C&G Committee, requires its members to complete an annual confidential questionnaire. The questionnaire is designed to evaluate how effectively the Board, its committees and the individual directors are operating and provide directors with the opportunity to make suggestions for improvement. Questions may address the composition of the Board and its committees, effectiveness of the Board, its committees, the Chair, the Senior Director, the chairs of the committees, the quality of information provided at, and effectiveness of, meetings, and the quality and quantity of director orientation and continuing development. Directors' input is summarized on an anonymous basis and reported to the Board. Areas for potential improvement or areas of concern will be addressed.

Nomination of Directors

In its role as "nominating committee", subject to the Shareholders Agreement, the C&G Committee is responsible for assessing the necessary qualifications and experience required for a diverse and effective Board. The competencies of individual directors and the Board as a whole, including those identified in a skills matrix maintained by the C&G Committee, are considered by the C&G Committee in assessing potential nominees and making recommendations to the Board.

When conducting assessments of the current Board or potential nominees, the Board considers various criteria including qualifications, skills, experience, areas of expertise, gender and other diversity criteria, number of other public company boards and board interlocks, consistent with TSU's Board Diversity & Gender Diversity Policy. The C&G Committee will consider the level of representation of women on the Board, and diversity in general, when making recommendations for nominees to the Board and in general with regard to succession planning for the Board.

The C&G Committee reviews the experience and qualifications of the Board to identify any gaps relative to the skills, expertise and experience identified by the Board as being important to TSU's business, operations and strategic objectives. The C&G Committee also takes into account succession planning necessitated by changes in ownership, age and tenure. Under the Shareholders Agreement and the By-Laws of the Corporation, shareholders of TriSummit Cycle Holding Inc. have indirect rights to nominate directors to the Board and each committee of the Board, as well as the Chair of the Board.

Areas of Expertise

The Board has developed a skills matrix which is used by the C&G Committee to identify gaps in the experience and

qualifications of the Board relative to the skills, expertise and experience identified by the Board as being important to TSU's business, operations and strategic objectives.

In order to promote diversity on the Board, in addition to depth of expertise, the Board considers the gender, age, race, physical ability, geographical location, educational background and tenure of its members.

Director Orientation, Development and Continuing Education

The C&G Committee is responsible for the orientation and continuing education of the members of the Board. As new directors join the Board, they are provided with, among other things, board and committee mandates, board governance guidelines, corporate policies, historical information about TSU, information on TSU's performance and its strategic plan and an outline of the general duties and responsibilities entailed in carrying out their duties. New directors are provided the opportunity to meet with the Chair of the Board, the Senior Director, the CEO, the CFO and other members of management to discuss the role and responsibilities of individual directors, the Board and its committees and to gain an understanding and appreciation for TSU's business, operations, strategic objectives and core values. Directors are provided with such other orientation and information as requested.

TSU encourages directors to attend, enroll or participate in courses and/or seminars dealing with matters of current relevance to TSU including financial literacy, corporate governance and related matters. Each director is responsible for ensuring that he or she maintains the skill and knowledge necessary to meet his or her obligations as a director.

As part of continuing education, Board meetings are often coordinated with operations updates and site visits, where directors may meet and consult with management and local employees. Directors are provided with articles and other reading material on an ongoing basis relating to TSU's business, strategy and good industry practices (including in the area of corporate governance). Directors may participate in safety stand-downs. Dinners are often held with management in advance of Board meetings. Other forms of ongoing education will be offered where a need is perceived or based on input obtained from directors as part of the annual Board assessment process.

BOARD COMMITTEES

The Board has three standing committees: the Audit Committee, the C&G Committee and the EHS Committee. The majority of the members of the Audit Committee is and half of the members of the C&G Committee are considered independent within the meaning of NI 52-110.

Audit Committee

The Audit Committee operates under the terms of its mandate, which is attached hereto as Schedule A.

All members of the Audit Committee are "financially literate" and have "accounting or related financial expertise" and four of the six members are "independent", each as described in NI 52-110. For details of their relevant experience, see the *"Relevant Education and Expertise"* section below.

In presenting information regarding the Audit Committee, TSU is relying on the venture issuer exemption set out in Section 6.1 of NI 52-110.

Relevant Education and Expertise

The following section lists the relevant education and expertise for each Audit Committee member.

Gregory Aarssen

Mr. Aarssen acquired experience and exposure to accounting and financial reporting as President of Aarssen Management Service Inc. and his prior role as Co-President Gas of AltaGas in addition to senior roles with AltaGas and PremStar Energy Canada Inc. Mr. Aarssen holds a Juris Doctor and a Master of Business Administration from the University of Windsor.

Steven Biggs

Mr. Biggs acquired experience and exposure to accounting and financial reporting in his current and prior roles at AIMCo. He holds a Bachelor of Commerce in Accounting and a Bachelor of Economics from the University of Alberta.

Andrea Goertz

Ms. Goertz acquired experience and exposure to accounting and financial reporting in her prior role as Chief Operating Officer of Anstice Communication Inc. and her prior role as Chief Communications and Sustainability Officer at TELUS. Ms. Goertz currently serves on the board of Boardwalk REIT, where she is a member of the Audit Committee. Ms. Goertz holds a Bachelor of Commerce in Finance (Distinction) and a Master of Business Administration, both from the University of Alberta. Ms. Goertz also holds an ICD.D designation from the Institute of Corporate Directors.

Wendy Henkelman

Ms. Henkelman has extensive experience in finance including accounting, treasury, taxation, information systems, internal controls, and risk management. She has held executive positions in major oil and gas companies including Vice President, Treasury and Compliance with Penn West Exploration and Country Tax Manager at Shell Canada Limited. She began her career with KPMG LLP, progressing from the audit function to manager in the income tax group. Ms. Henkelman has chaired major pension trusts of public corporations and is the past President of the Canadian Petroleum Tax Society. Ms. Henkelman currently serves on the board of Postmedia Network Canada Corp., where she chairs the Audit Committee. She holds a CPA designation (CPA, CA) and a Bachelor of Commerce Degree with Distinction from the University of Alberta.

Dietz Kellmann

Mr. Kellmann acquired experience and exposure to accounting and financial reporting as Principal of DCLK Consulting Corp. and his prior roles as President and Chief Operating Officer of Global Remediation Technology and Chief Development Officer and Chief Operating Officer of Corix Group of Companies. Mr. Kellmann has also served on the board of private companies, including as a member of the Audit Committee. Mr. Kellmann holds a Bachelor of Arts (Honours) in Economics and a Master of Arts in Economics, both from the University of Western Ontario, and a Master of Business Administration from Simon Fraser University. Mr. Kellmann also holds an ICD.D designation from the Institute of Corporate Directors and previously held a CPA (CPA, CMA) designation.

Samuel Langleben

Mr. Langleben acquired experience and exposure to accounting and financial reporting as President of Long Life Capital Inc. and his prior roles at PSP Investments and CPP Investments. Mr. Langleben has a Master of Public Administration in International Energy Policy Management from Columbia University's School of International & Public Affairs and a Bachelor of Commerce in Accounting from McGill University.

Pre-Approval Policies and Procedures

As set forth in the Audit Committee's mandate, the Audit Committee must pre-approve all non-audit services provided by the external auditor and has direct responsibility for overseeing the work of the external auditor.

External Auditor Service Fees by Category

The fees billed by E&Y, TSU's external auditors, during 2025 and 2024 were as follows:

Category of External Auditor Service Fee	2025 ($)	2024 ($)
Audit Fees(1)	**1,574,187**	1,351,627
Audit-Related Fees(2)	**79,058**	76,494
Total	**1,653,245**	**1,428,121**

Notes:

(1) Represents the aggregate fees for services related to the audit of annual financial statements of TSU, AUI, PNG, EEI, AUHI, and Alaska Utilities, LLC, translation services and the review of prospectuses and security filings.

(2) Represents the aggregate fees billed by E&Y for assurance and related services that were reasonably related to the performance of the audit or review of TSU's financial statements and were not reported under "Audit Fees". During 2025 and 2024, the nature of the services provided included the annual pension audits of the TSU Salaried Employees' Pension Plan, AUI Bargaining Unit Pension Plan and PNG Pension Plan as well as the registration costs for the Canadian Public Accountability Board.

Compensation and Governance Committee

The C&G Committee is responsible for assisting the Board with oversight of the overall governance framework and standards of TSU, the overall human resources and compensation framework and standards of TSU, and TSU's approach to environmental, social and governance matters. It also manages the process for identifying, recruiting and appointing new directors, subject to certain indirect nomination rights in the Shareholders Agreement.

Refer to the disclosure in Schedule B under the heading "*Compensation Discussion and Analysis*" for details of how the C&G Committee fulfills its mandate with respect to compensation.

Environment, Health and Safety Committee

The EHS Committee's mandate is to oversee the development of the environment, health and safety programs for TSU, to assess environment, health and safety matters and to make recommendations to the Board regarding the Corporation's approach to environment, health and safety matters.

Indebtedness of Directors and Executive Officers

TSU is not aware of any current or former directors, executive officers or employees of TSU or any of TSU's subsidiaries, or any associate of any individuals who are, or who at any time during 2025 were, directors or executive officers of TSU, who are, or have been at any time since the beginning of the most recently completed financial year, indebted to TSU or any of its subsidiaries, or whose indebtedness to another entity is, or at any time since the beginning of the most recently completed financial year has been, the subject of a guarantee, support agreement, letter of credit or other similar arrangement or understanding provided by TSU or any of its subsidiaries.

RISK FACTORS

The significant business risks to TSU are described below, many of which are beyond the Company's control, and could have a material adverse effect on TSU or its subsidiaries' business operations, access to or cost of capital, financial position, and/or results of operations. The risks described below are not an exhaustive list, and the actual effect of any of the risks discussed could be materially different from what is described below. Additionally, other risks not presently known may arise, and risks not currently considered material may become material in the future, or two or more risks which are not themselves material, could together be material. Security holders and prospective security holders of TSU should carefully review and consider the risk factors set out below in this AIF before making a decision on investment and should consult their own experts where necessary.

Regulations

TSU's businesses are subject to extensive and complex laws and regulations in the jurisdictions in which they carry on business.

Regulations and laws are subject to ongoing policy initiatives, and TSU cannot predict the future course of regulations and their respective ultimate effects on TSU's businesses. Changes in the regulatory environment may significantly affect TSU's businesses, operating results, and financial condition. See section "*Environmental Regulation*" of this AIF.

ENSTAR, CINGSA, AUI, PNG, and EEI operate in regulated marketplaces where regulatory approval is required for the regulated returns that permit a reasonable opportunity to recover, on a timely basis, the estimated costs of providing services. This includes a fair return on and of rate base to provide for recovery of costs and a return on capital. Regulatory approvals may limit the ability to make and implement independent management decisions, including, without limitation, setting rates charged to customers, determining methods of cost recovery, and issuing debt. Earnings of TSU's regulated utilities may be impacted by a number of factors, including, without limitation: (i) changes in the regulator-approved allowed ROE and the deemed capital structure; (ii) changes in rate base; (iii) changes in delivery volumes; (iv) changes in the number and composition of customers; (v) variances between actual expenses incurred and forecast expenses used to determine revenue requirements and set customer rates; and (vi) recovery of unplanned costs through rate cases. A failure to either obtain rates that recover the costs of providing service or that provide a reasonable opportunity to earn an expected ROE and capital structure as applied for may adversely affect the business carried on by the Company. These can include, without limitation, the undertaking or timing of proposed upgrades or expansion projects, ratings assigned by rating

agencies, the issue and sale of securities, and other matters that may, in turn, have a material adverse effect on the Company's operating results and financial position. See information under the heading "*Business of the Company – Utilities Business – Rate Regulation Overview*".

Weather, Wind, and Water Variability

The Utilities business is highly seasonal, with the majority of demand occurring during the winter heating season, the length of which varies in each jurisdiction in which TSU's utilities operate. Distribution revenue during the winter typically accounts for the largest share of annual revenue. There can be no assurance that long-term historical weather patterns will remain unchanged. Annual and seasonal deviations from the long-term average can be significant.

Wind is naturally variable. Therefore, the level of electricity production from the Bear Mountain Wind Park will also be variable. In addition, the strength and consistency of the wind resource at the Bear Mountain Wind Park may vary from what the Company anticipates due to a number of factors including: the extent to which site-specific historic wind data and wind forecasts accurately reflect actual long-term wind speeds, strength and consistency; the potential impact of climatic factors; the accuracy of assumptions relating to, among other things, weather, icing and soiling of wind turbines blades, site access, wake and line losses and wind shear; and the potential impact of topographical variations. Variations in weather may be impacted by climate change which may impact the Bear Mountain Wind Park. A reduced amount of wind at the location of the Bear Mountain Wind Park over an extended period may reduce the production from facility, as well as any environmental attributes (such as RECs) that accrue to the Company, and reduce the Company's revenues and operating results.

Shifts in weather or climate patterns, seasonal precipitation, and the timing and rate of snowpack melting and runoff may impact the water flow to the Northwest Hydro Facilities and the volume of power generated, resulting in a reduction to the Company's operating results.

General Economic Conditions

Adverse changes in general economic and market conditions such as changes in employment levels, personal disposable income, energy prices, housing starts and customer growth could negatively impact energy demand, revenue, operating costs (including bad debt expense), timing and extent of capital expenditures, the net recoverable value of plant, property and equipment, results of financing efforts, credit risk and counterparty risk, which could cause the Company to suffer a material adverse effect. Energy prices are closely correlated with natural gas and crude oil exploration and production activity in certain of TSU's service territories. The level of these activities can influence energy demand, which could have a material adverse effect on TSU.

Inflation

TSU could be exposed to changes in inflation that may cause volatility in operating and capital expenditures compared to the funding provided by customer rates. Material unforeseen increases in costs that would not otherwise qualify for recovery through regulatory mechanisms could have a material adverse effect on TSU's operating results and financial position.

Cybersecurity, Information, and Control Systems

The ability of the Company to operate effectively is dependent upon managing and maintaining information systems and infrastructure that support the operation of distribution, transmission, storage facilities and power generation; provide customers with billing and consumption information; and support the financial and general operating aspects of the business. The reliability of the communication infrastructure and supporting systems are also necessary to provide important safety information. A failure within TSU's information systems could lead to the impairment of business processes. There is a risk that multiple business processes could be simultaneously impaired should certain critical systems, data or communications become unavailable.

Cyber-attacks are occurring with increasing regularity, and threat actors have targeted the industry in the past. Artificial intelligence and other emerging technologies provide additional vectors to potentially gain access to an organization's systems. A breach of TSU's information technology infrastructure, including, without limitation, cyber-attacks, cyber-terrorism, malware/ransomware or other failures of TSU's information technology infrastructure could result in operational outages, an inability to operate safely, delays, damage to assets, the environment or to TSU's reputation, diminished customer confidence, lost profits, lost data (including confidential information), increased regulation and other adverse

outcomes, including, without limitation, material legal claims and liability or fines or penalties under applicable laws. This may adversely affect its business operations and financial results.

TSU's cybersecurity program focuses on information technology security risk management which includes, without limitation, perimeter security, threat detection, continuous monitoring, timely updating of security patches, ongoing cybersecurity awareness training for staff, conducting third-party vulnerability and security tests, along with subsequent action on findings, security-focused solution and system design and an incident response protocol. However, there is no assurance that TSU will not suffer a cyber-attack or an information technology failure notwithstanding the implementation of this strategy and the measures taken pursuant to that strategy, including, without limitation, as set forth above, and the occurrence of any of these cyber events could adversely affect TSU's financial condition and operating results. In order to reduce the impact of such an event, TSU has purchased cybersecurity insurance coverage.

Environmental

Some of TSU's facilities may be subject to current or future provincial, state and federal environmental regulations or targets. See section "*Environmental Regulation*" of this AIF. The direct or indirect costs of compliance with these environmental, social and governance regulations or targets may have a material adverse effect on TSU's business, financial condition, results of operations and prospects. TSU's business could also be indirectly impacted by laws and regulations or targets that affect its customers or suppliers; to the extent such changes result in reductions in the use of natural gas by its customers or limit the operations of, or increase the costs faced by, producers. In addition, concerns about climate change have resulted in a number of environmental activists and members of the public opposing the continued exploitation, development, and transportation of fossil fuels. Given the evolving nature of climate change regulations and targets, it is difficult to predict the impact on TSU and its operations and financial condition.

Operational

TSU's business and associated infrastructure investments are subject to risks such as fires, floods, explosions, leaks, sabotage, terrorism, natural disasters, and equipment malfunction, many of which are beyond the control of TSU. Terrorist attacks and threats, escalation of military activity or acts of war, or other civil unrest or activism may have significant effects on general economic conditions and may cause fluctuations in consumer confidence and spending and market liquidity, each of which could adversely affect TSU's business. Strategic targets, such as energy infrastructure assets, may be at greater risk of attacks than other targets in the United States and Canada. An outbreak of infectious disease, a pandemic or a similar public health threat could adversely impact the Company by causing operating, supply chain and project development delays, disruptions and challenges, labour shortages and challenges and shutdowns (including as a result of government regulation and prevention measures), and increased costs to the Company. Additionally, climate change can increase the frequency and severity of extreme weather events. Any of these hazards can interrupt operations, impact the Company's reputation, cause loss of life or personal injury, result in loss of or damage to equipment, property, information technology systems, related data and control systems, and cause environmental damage that may include polluting water, land or air. Unplanned outages or prolonged downtime for maintenance and repair typically increase operation and maintenance expenses and reduce revenues. Losses resulting from related costs and lost revenues could substantially exceed insurance coverage and any increased rates.

Infrastructure Maintenance, Replacement and Expansion

The Company's regulated assets require ongoing maintenance, replacement and expansion. Accordingly, to ensure the continued performance of such physical assets, the Company determines expenditures that should be made to maintain, replace, and expand the assets. The Company could experience service disruptions and increased costs if it is unable to maintain or replace its rate base. The inability to recover, through approved rates, the costs of capital expenditures that the Company believes are necessary to maintain, replace, expand and remove its regulated assets, the failure by the Company to properly implement or complete approved capital expenditure programs or the occurrence of significant unforeseen equipment failures could have a material adverse effect on the Company's results of operations and financial position.

The Bear Mountain Wind Park is subject to operational risks, including unplanned outages or prolonged downtime for maintenance and repair, which typically increase operation and maintenance expenses and reduce revenues due to selling less electricity. Although the Bear Mountain Wind Park has generally operated in accordance with expectations, there can be no assurance that the wind park will continue to do so. To the extent that the facility's equipment requires longer than

forecasted down times for maintenance or suffers disruptions of renewable power production for other reasons, TSU's business, operating results, financial condition or prospects could be adversely affected.

There can be no assurance that the Company's maintenance program will be able to detect potential failures in its facilities prior to occurrence or be able to eliminate all adverse consequences in the event of failure. In addition, weather related interference, work stoppages and other unforeseen problems may disrupt the operation and maintenance of the Bear Mountain Wind Park and may materially and adversely affect the Company.

Demand for Natural Gas

Natural gas demand is impacted by several factors, including the weather, economic conditions, the number of customers, the customer mix, the availability, price, and environmental considerations related to natural gas and alternative forms of energy, and energy efficiency measures taken by customers. The commodity cost of natural gas has traditionally been volatile. Carbon taxes may or could impact delivered prices or where applicable. When prices are high, the prospects of fuel-switching and increased energy conservation pose a risk to levels of demand for natural gas, as other energy sources can become more cost-competitive.

Supply of Natural Gas

Adequate supplies of natural gas and pipeline and storage capacity may not be available to satisfy committed obligations as a result of economic events, natural occurrences, and/or failure of a counterparty to perform under gas purchase, capacity, or storage contracts and, accordingly, could have a material adverse effect on the Company's business, financial conditions and cash flow.

AUI, PNG, and EEI source their natural gas supply from local or regional suppliers. These purchases are transported through pipeline infrastructure to the utilities' respective service territories. If adequate supply of natural gas cannot be maintained due to infrastructure failure or inability to obtain transportation capacity, this could have a material adverse effect on the Company's business, financial position, and cash flow.

Pipelines in Alaska, including, without limitation, the APC pipeline system, are not linked to major interstate and intrastate pipelines or natural gas supplies in the lower 48 states of the United States or in Canada. As a result, ENSTAR procures natural gas supplies under long-term RCA-approved contracts from producers in and near the Cook Inlet area. Declining production from the Cook Inlet gas fields may result in potential deliverability problems in ENSTAR's service area. There is ongoing exploration for natural gas in the Cook Inlet area, including, without limitation, producers that have supply contracts with ENSTAR. Activity also continues with respect to the possible construction of a natural gas pipeline that would extend from Alaska's North Slope, through interior Alaska to a liquefaction facility located in south central Alaska. There are no assurances, however, with respect to these gas supply-related matters, including when such pipelines might be constructed and put in service or whether natural gas supplies transported by such pipelines would be available to ENSTAR's customers and secured by ENSTAR on terms and conditions that would be acceptable to the RCA.

Franchise Grants

Most of the Company's utilities businesses operate within a franchise territory that has been granted under the terms of franchise and other agreements. This means that there is virtually no competition for natural gas distribution within such service areas during the terms of the agreements. This enables the applicable utility to grow organically for the term of the franchise with little threat of competition other than from alternative energy sources. There are ongoing risks that the various franchise grants will not be renewed upon their expiry. The consequence of expiry differs depending upon the jurisdiction in which the franchise is granted, but in some cases may result in the loss of revenue from the franchise area after the franchise agreement expires, which could have a material adverse effect on the Company's business, financial position and cash flow.

EPA

The Bear Mountain Wind Park sells power under a long-term EPA expiring in 2034. The EPA and any replacement EPA may be subject to termination in certain circumstances, including default by the facility owner or operator. When an EPA expires or is terminated, it is possible that the price received for power under subsequent selling arrangements may be

reduced significantly. It is also possible that any EPA negotiated in replacement of the initial EPA may not be at prices that permit the continued operation of the facility on a profitable basis.

The ability of the Bear Mountain Wind Park to generate the maximum amount of power which can be sold under the EPA is an important determinant of the revenues of the Company. If the Bear Mountain Wind Park delivers less than the required quantity of electricity in any given month within a contract year, penalty payments may be payable to the purchaser by the Company. The payment of any such penalties by the Company could materially and adversely affect the revenues and profitability of the Company.

Dependence on Third Parties

The Company's renewable assets sell all of their power to government entities under long-term EPAs. If, for any reason, the purchaser of power under such EPAs is unable or unwilling to fulfill its contractual obligations, or if it refuses to accept delivery of power pursuant to the relevant EPA, the Company's assets, liabilities, business, financial condition, results of operations and cash flow could be materially and adversely affected as the Company may not be able to replace the agreement with another agreement on equivalent terms and conditions.

The Bear Mountain Wind Park depends on electric transmission systems and related facilities owned and operated by government entities to deliver the electricity the assets generate to the downstream markets. These grids operate with both regulatory and physical constraints which in certain circumstances may impede access to electricity markets. There may be instances in system emergencies in which the Bear Mountain Wind Park is physically disconnected from the power grid, or its production curtailed, for short periods of time.

Enercon Canada Inc. currently supports the Bear Mountain Wind Park under an operations and service contract expiring in December 2026. If, for any reason, the Enercon contract is not renewed and/or renewed at unfavorable terms, or Enercon is unable or unwilling to fulfill its contractual obligations, the Company's financial condition, operating results, and cash flow could be materially and adversely affected.

Changes in Policy

Applicable laws, including, without limitation, environmental laws, policies or government incentive programs may be changed in a manner that adversely affects TSU through the imposition of restrictions on its business activities or by the introduction of regulations or tariffs that increase TSU's operating costs. There can be no assurance that applicable laws, policies or government incentive programs will not be changed in a manner that can adversely affect TSU.

Changes in income tax laws relating to TSU may include, without limitation, taxation and tax policy changes, tax rate changes, new tax laws, and revised tax law interpretations that may individually or collectively cause an increase in TSU's effective tax rate.

Political actions could have a material adverse effect on TSU's business and prospects including, but not limited to, delays or denials of requisite approvals, such as denial of requested rates, and accommodations for TSU's planned projects, escalated costs, legal or regulatory action, and damage to stakeholder and community relationships. Geopolitical uncertainty increases the risk of significant policy changes, particularly with regards to tariffs and global trade relations. Any of these could have a material adverse impact on TSU and its business, financial condition and results of operations.

Capital Markets

TSU may have restricted access to capital and increased borrowing costs. TSU's future capital expenditures will be financed out of cash generated from operations and borrowings. TSU's ability to finance such expenditures is dependent on, among other factors, the overall state of capital markets and investor demand for investments in the energy industry generally and in TSU's securities in particular.

To the extent that external sources of capital become unavailable or available on onerous terms or otherwise limited, TSU's ability to make capital investments and maintain existing assets may be impaired, and its assets, liabilities, business, financial condition, results of operations and dividends may be materially and adversely affected as a result.

If cash flow from operations is lower than expected or capital costs for projects exceed current estimates, or if TSU incurs major unanticipated expenses related to construction, development or maintenance of its existing assets, TSU may be required to seek additional capital to maintain its capital expenditures at planned levels. Failure to obtain financing necessary for TSU's capital expenditure plans may result in a delay in TSU's capital program.

Debt and Refinancing

The Company plans to maintain debt arrangements on an ongoing basis as part of its capital structure. The Company's indebtedness could have significant effects on its business. For example, it could: (a) increase the Company's vulnerability to adverse changes in general economic, industry and competitive conditions; (b) require the Company to dedicate a substantial portion of its cash flow from operations to make payments on its indebtedness, thereby reducing the availability of its cash flow to fund working capital, capital expenditures and other general corporate purposes; and (c) restrict the Company from exploiting new business opportunities. Furthermore, loans to TSU are subject to customary covenants and financial tests which may in certain circumstances restrict TSU's ability to make dividends to its Shareholder.

The Company's business plan is subject to the availability of additional debt financing to refinance existing debt obligations and to finance expansion, for which financing may not be available, or may not be available on favourable terms. The Company's ability to refinance debt obligations and access financing will be subject to numerous factors, including regulatory approvals, the results of operations and financial position of TSU, conditions in credit markets which are beyond the Company's control, and will also be affected by credit ratings, if any, assigned to the Company and its debt. If the Company is not able to raise capital to replace existing debt on maturity or to pay required capital expenditures or finance acquisitions, this could impede its growth and could materially and adversely affect the business, financial condition and results of operations of the Company.

Health and Safety

The ownership and operation of the Company's regulated utilities and the Bear Mountain Wind Park carries an inherent risk of liability related to worker health and safety and the environment, including the risk of government imposed orders to remedy unsafe conditions and/or to remediate or otherwise address environmental contamination, potential penalties for contravention of health, safety and environmental laws, licenses, permits and other approvals, and potential civil liability. Compliance with health, safety and environmental laws (and any future changes), and the requirements of licenses, permits and other approvals will remain material to the Company's businesses. The occurrence of any of these events or any changes, additions to or more rigorous enforcement of, health, safety and environmental laws, licenses, permits or other approvals could have a significant impact on operations and/or result in additional material expenditures. As a consequence, no assurances can be given that additional environmental and workers' health and safety issues relating to presently known or unknown matters will not require unanticipated expenditures, or result in fines, penalties or other consequences (including changes to operations) material to its business and operations.

Underinsured and Uninsured Losses

The Company maintains insurance coverage with respect to potential liabilities and the accidental damage to or loss of certain of its assets, in amounts and with such insurers as is considered appropriate, considering all relevant factors, including the practices of owners of similar assets and operations. It is anticipated that such insurance coverage will be maintained. However, there can be no assurance that the Company will be able to obtain or maintain adequate insurance in the future at rates it considers reasonable. Further, there can be no assurance that available insurance will cover all losses or liabilities that might arise in the conduct of the Company's business. The occurrence of a significant uninsured claim or a claim in excess of the insurance coverage limits maintained by the Company or a claim that falls within a significant self-insured retention could have a material adverse effect on the Company's results of operations and financial position. Any major damage to the Company's facilities could result in repair costs, increased insurance premiums and customer claims that are substantial in amount, and which could have a material adverse effect on the Company's results of operations and financial position if not recovered through an increased tariff.

Indigenous Peoples Land and Rights Claims

Indigenous peoples have claimed rights to a substantial portion of the lands in Canada and the United States. TSU operates in territories in which such claims have been advanced. Such claims, if successful, could have a significant adverse effect

on the development of energy infrastructure projects in the jurisdictions in which these operate. This could have a materially adverse effect on TSU's business and operations, including, without limitation, the renewable energy produced by TSU's facilities or on the operation or development of facilities for natural gas distribution and renewable power.

The federal and provincial governments in Canada have a duty to consult and, where appropriate, accommodate indigenous peoples where their interests may be affected by a Crown action or decision. Accordingly, the Crown's duty may result in regulatory approvals being delayed or not being obtained, which could have a material adverse effect on TSU's business.

TSU has concluded agreements with many indigenous communities. These agreements support an approach of active engagement with indigenous communities that serves to ensure the identification of issues and facilitates constructive problem-solving. Further, TSU has taken a proactive approach to enhance the economic participation of indigenous groups in its operations where feasible and reasonable. The agreements and the measures taken by TSU strengthen relationships between the parties while respecting the evolving regulatory and judicial relationship between Canada's and the United States' governments and indigenous peoples. However, TSU cannot predict whether future indigenous land claims and the assertion of other rights will affect its ability to conduct its business and operations as currently undertaken or as may be undertaken in the future in such regions. Furthermore, any failure to reach an agreement, or a conflict or disagreement with an indigenous group, could have a material adverse effect on TSU's business, financial condition and results of operations.

Defined Benefit Pension Plans and Supplemental Pension Agreements

TSU is subject to obligations under defined benefit pension plans and supplemental pension arrangements. Future payments under the plans are intended to be fixed. Market driven changes impacting the performance of the plan assets may result in material variations in actual return on plan assets from the assumed return on the assets causing material changes in net benefit costs. Net benefit cost is impacted by, among other things, the discount rate, changes in the expected mortality rates of plan members, the amortization of experience and actuarial gains or losses, and expected return on plan assets. Market driven changes impacting other assumptions, including the assumed discount rate, may also result in future contributions to pension plans that differ significantly from current estimates as well as causing material changes in net benefit cost.

There is also measurement uncertainty associated with net benefit cost, future funding requirements, the net accrued benefit asset, and projected benefit obligation due to measurement uncertainty inherent in the actuarial valuation process.

Personnel

TSU's success depends in large measure on the skills and expertise of its personnel. The loss of services of key personnel could disrupt the Company's operations. Access to a sustained labour market from which to attract the required expertise, knowledge and experience is a critical factor to TSU's success. Costs associated with attracting, training, and retaining personnel could adversely affect TSU's business operations and financial results.

Labour Relations

TSU employs members of labour unions within ENSTAR, AUI and PNG. The Company has entered into collective bargaining agreements with these labour unions. There can be no assurance that current relations will continue in future negotiations or that the terms under the present collective bargaining agreements will be renewed. The inability to maintain, or to renew, the collective bargaining agreements on acceptable terms could result in increased labour costs or service interruptions arising from labour disputes that are not provided for in approved rates and that could have a material adverse effect on the Company's operating results and financial position.

Interest Rates

TSU is exposed to interest rate fluctuations on its variable rate debt and new debt issuances. Interest rates are influenced by Canadian, U.S. and global economic conditions beyond TSU's control and, accordingly, could have a material adverse effect on TSU's business, financial condition and cash flow.

Foreign Exchange Rates

The Company's reporting currency is the Canadian dollar. TSU is exposed to foreign exchange risk through its investments

in the United States and its purchase of supplies and services from foreign suppliers. As a result, TSU may experience a discrepancy between the currencies in which liabilities are incurred and the currency in which revenues are generated. Changes in foreign exchange rates could impact the earnings of the Company, the value of the U.S. investments, and the cash generated from the U.S. businesses. This could adversely affect the Company's results due to the imposition of additional taxes and cost of currency exchange.

Counterparty and Credit

TSU is exposed to credit-related losses in the event that counterparties to contracts fail to fulfill their present or future obligations to TSU. Financial instruments that are subject to credit risk consist primarily of accounts receivable and derivative financial instruments. Accounts receivable credit risk is reduced due to a large and diversified customer base, customer deposits for at-risk customers and the ability to recover the majority of uncollectible accounts through approved rates. In addition, for non-wholly owned subsidiaries, TSU relies on other investors to fulfill their commitments and obligations in respect of the project or facility. In the event such entities fail to meet their contractual obligations to TSU, such failures may have a material adverse effect on TSU's business, financial condition, operating results and prospects. TSU mitigates these increased risks through diversification and a review process of the creditworthiness of their counterparties. Entering into derivative financial instruments, such as foreign exchange and gas price hedges, may also result in exposure to credit risk. The Company enters into risk management transactions primarily with counterparties that have investment grade credit ratings.

Litigation

In the normal course of its business, TSU is subject to legal proceedings and other claims. The outcome with respect to outstanding, pending or future proceedings cannot be predicted with certainty and may be determined adversely to the Company, which could have a material adverse effect on the Company. Even if the Company prevails in any such legal proceeding, the proceedings could be costly and time-consuming and would divert the attention of management and key personnel from the Company's business operations, which could adversely affect the Company.

Decommissioning, Abandonment and Reclamation Costs

TSU is responsible for compliance with all applicable laws and regulations regarding the decommissioning, abandonment and reclamation of its infrastructure at the end of its economic life, the costs of which may be substantial. It is not possible to predict these costs with certainty since it will be a function of regulatory requirements at the time of decommissioning, abandonment and reclamation and the actual costs may exceed current estimates which are the basis of the asset retirement obligation shown in TSU's financial statements.

TSU's Minority Interest in Northwest Hydro Facilities

The unanimous shareholder agreement governing Coast GP, and the limited partnership agreement governing Coast LP, provide governance rights to the shareholders and partners thereto. As an approximate indirect 10 percent security holder, TSU has very limited rights outside the right to receive regular distributions and does not have the ability to influence decision making. Accordingly, any decisions made by the majority security holder may negatively impact TSU.

TSU, as a minority interest holder in the Northwest Hydro Facilities, is indirectly subject to risk factors, including, but not limited to, regulatory risks, counterparty risks, litigation risks, health and safety risks, debt and refinancing risks, labour relations risks and risks in relation to the expiry of the EPAs. In addition, the revenue and cash flows generated by TSU's investment in the Northwest Hydro Facilities are dependent on the ability of the facilities to generate the amount of power expected. A number of factors, including water flows, equipment failure, latent defect, design error, operator error, and slow response to outages due to underperforming monitoring systems, could adversely affect the amount of power produced, and thus the revenues and cash available for distribution.

Investment in Growth

The Company may consider acquisitions and dispositions of assets in the ordinary course of business. Achieving the benefits of acquisitions depends on successfully consolidating functions and integrating operations and procedures in a timely and efficient manner and the Company's ability to realize the anticipated growth opportunities and synergies from combining the acquired businesses and operations with those of the Company. The integration of acquired businesses may

require substantial management effort, time and resources diverting management's focus from other strategic opportunities and operational matters. The Company may also enter into other industry related activities or new geographical areas or acquire different utility related assets that may result in unexpected or significantly increased risk to the Company, which could materially adversely affect the Company's business and financial condition. Additionally, management will continually assess the value and contribution of the various properties and assets within its portfolio. Depending on the state of the market for such assets, certain assets of the Company, if disposed of, may realize less than what the market may expect for such disposition or their carrying value on the financial statements of the Company.

The Company's Structure and Organization

As significant indirect shareholders of the Company, PSP Investments and AIMCo are able to exert influence on the Company through the indirect exercise of voting rights. In addition, PSP Investments currently has an indirect right to nominate two directors to the Board, as well as the chair of the Board. The person nominated as chair shall be independent of the Company, PSP Investments and AIMCo. Similarly, AIMCo currently has an indirect right to nominate one director to the Board. Subject to limited exceptions, for a matter to be approved by the Board, it requires approval of (a) a majority of the directors who are independent of PSP Investments and AIMCo, (b) at least one of PSP Investments' nominee directors, and (c) AIMCo's nominee director. As a result, PSP Investments' and AIMCo's respective nominees will be able to exercise a certain degree of influence over the management, administration, strategy and growth of the Company, although they will be subject to fiduciary duties to the Company. Neither PSP Investments nor AIMCo (nor any of their respective affiliates) is prohibited from engaging in other business activities that may compete with those of the Company. In certain instances, the interests of PSP Investments and/or AIMCo may differ from the interests of the Company, including with respect to future acquisitions. It is possible that conflicts of interest may arise between the Company and PSP Investments and/or AIMCo and that such conflicts may not be resolved in a manner that is in the best interests of the Company. The governance structure of the Company, including Board composition and approval authorities, is subject to change based on agreement between the indirect shareholders, including PSP Investments and AIMCo; provided that any such changes would have to be compliant with all applicable laws and regulatory requirements. It is possible that any such changes, if made, may be informed by the business objectives of such indirect shareholders in ways that may not be aligned with the interests of other security holders of the Company.

Supply Chain

TSU is exposed to supply chain disruptions that can impact its ability to operate and execute its capital plan. Supply chain disruption can result from a variety of factors, including labour shortages, material shortages, adverse weather events that impact the transportation of goods and the crystallization of geopolitical risks. If TSU is unable to procure required materials in a timely manner and at reasonable cost, its financial performance may be negatively impacted.

Public Opinion and Political

Negative publicity or the public's negative perceptions towards TSU that may result in a detrimental impact to TSU's business, operations or financial condition leading to a deterioration of TSU's reputation. TSU's reputation could be negatively impacted by, but not limited to, changes in public opinion, failure to deliver on its customer and/or stakeholder promises, failure to comply with mandatory regulations, failure to adequately respond to social issues raised by employees, partners and/stakeholders and other external forces. Adverse reputational events or political actions could have a material adverse effect on TSU's business and prospects including, but not limited to, delays or denials of requisite approvals, such as denial of requested rates, and accommodations for TSU's planned projects, escalated costs, legal or regulatory action, and damage to stakeholder and community relationships. Any of these could have a material adverse impact on TSU and its business, financial condition and results of operations.

ENVIRONMENTAL, SOCIAL AND GOVERNANCE

Values

TSU operates in a safe, reliable manner and maintains positive relationships with its customers in the communities where we live, work and operate, which includes, without limitation, building mutually beneficial working relationships with

indigenous peoples and working closely with governments and regulatory agencies to help meet long-term project success. TSU strives for clear, transparent, communication to customers, employees, regulators, and all stakeholders.

Safety and environmental stewardship are core values at TSU and integral to how TSU operates. All aspects of TSU's business operate with the highest regard for the safety of its customers, communities, employees, and contractors. TSU employees and contractors are responsible for acting safely, continually improving practices and procedures to enhance safety and reliability, and for encouraging the same behaviors in others. TSU provides energy solutions to its customers and looks for ways to lessen the Company's environmental footprint.

Board of Directors

The C&G Committee has oversight responsibility for TSU's governance framework, human resources and compensation framework and standards, and TSU's approach to environmental, social and governance matters. The C&G Committee receives regular updates on many facets of ESG. While the C&G Committee has the ultimate responsibility for ESG oversight, there are components of the overall ESG strategy which cross into the mandates of the other Board committees. In these cases, the C&G Committee works collaboratively with these committees for their review, direction and approval where required. For example, the Board of Directors has established the EHS Committee to oversee the development of the environment, health and safety programs for TSU and the EHS Committee is responsible for a continuing assessment of environment, health and safety matters and for making recommendations to the Board of Directors regarding TSU's approach to environment, health and safety. See the heading *"Corporate Governance – Board Committees".*

TSU is committed to operating in an environmentally and socially responsible manner. TSU has a number of social and environmental policies, procedures and practices in place. Notably, TSU's Code of Business Ethics, which applies to directors, officers, employees, contractors, consultants, representatives and agents of TSU, sets out fundamental principles for the ethical conduct of its business. The Board of Directors has adopted a whistleblower policy. The Board of Directors believes that providing a forum for employees, clients, contractors, officers and directors to raise concerns about ethical conduct and treating all complaints with the appropriate level of seriousness fosters a culture of ethical conduct.

Environmental Protection

Protecting the environment and mitigating environmental impact are critical for TSU to maintain a sustainable business. To help ensure the responsibility and accountability for environmental protection, TSU educates all employees in applicable positions in environmental safeguarding to ensure those working on TSU's behalf are made aware of their responsibilities. By maintaining an emergency response system and regularly conducting emergency response exercises, TSU is prepared to respond and mitigate environmental impact if an incident were to occur. Best management practices are employed across all TSU businesses to assure compliance with regulatory requirements.

TSU's Health and Safety Management and Environmental Management Codes of Conduct provide the standard for performance across the enterprise. EHS Management Systems within TSU's companies are effectively monitored and continually improved to ensure minimum standards and components are met, and various actions and accountabilities are assigned. A Plan-Do-Check-Act cycle forms the basis for continual improvement.

ENVIRONMENTAL REGULATION

TSU faces uncertainties related to future environmental laws and regulations affecting its business and operations. Existing environmental laws and regulations may be revised or interpreted more strictly, and new laws or regulations may be adopted or become applicable to TSU, which may result in increased compliance costs or additional operating restrictions, each of which could reduce TSU's earnings and adversely affect TSU's business.

TSU is subject to extensive federal, state, provincial and municipal regulation relating to the protection of the environment that governs, among other things, environmental assessments, discharges to water, land and air, and the generation, storage, transportation, disposal and release of various hazardous substances. Estimated environmental liabilities will be reviewed annually or more frequently if significant changes in regulation or other relevant factors occur. Estimated changes are accounted for prospectively. TSU is also subject to environmental regulation governing the construction and operation of TSU's assets, which requires TSU to obtain operating licences and permits. To ensure compliance, TSU works closely with local and regional authorities to address all environmental matters and to comply with licensing and permitting

requirements. In addition to the license and permit requirements, legislation may require that end of life assets be abandoned, remediated, and reclaimed to the satisfaction of federal, state, provincial, or municipal authorities. Failure to comply with applicable environmental legislation can result in civil or criminal penalties, environmental contamination clean-up, and government orders affecting future operations. TSU may also be subject to opposition from special interest groups resulting in regulatory process delays, which can impact schedules and increase cost.

GREENHOUSE GAS EMISSIONS

Changes in laws and regulations relating to GHG emissions could require TSU, in addition to complying with monitoring and reporting requirements applicable to its operations, to do one or more of the following: (a) comply with stricter emissions standards for internal combustion engines; (b) take additional steps to control transmission and distribution system leaks; (c) retrofit existing TSU equipment with pollution controls or replace such equipment; or (d) reduce TSU's GHG emissions or, depending on the requirements enacted, acquire renewable natural gas, emissions offsets, credits or allowances or pay taxes on the emissions emitted in connection with its operations. TSU's business could also be indirectly impacted by laws and regulations that affect its customers or suppliers to the extent such changes result in reductions in the use of natural gas by its customers, limit the operations of TSU, or increase the costs of goods and services acquired from TSU's suppliers.

Canada

The federal government enacted the *Greenhouse Gas Pollution Pricing Act* (Canada) on June 21, 2018 to implement a two-pronged carbon pricing system beginning in 2019, to be applied in provinces and territories whose carbon pricing system does not align with the respective federal benchmarks. The federal carbon pricing program was composed of two elements, (a) a carbon levy applied to fossil fuels; and (b) an output based pricing system for industrial facilities that emit 50,000 tonnes of carbon dioxide equivalent ("CO2e") per year or more, with an opt-in capability for smaller facilities with emissions below the threshold. In March 2025, the federal government enacted regulations eliminating the carbon levy effective April 1, 2025. After March 31, 2025, the fuel charge rates for all fuels and combustible waste were set to zero, and associated registration and reporting requirements were terminated. These changes removed the obligation for provinces and territories to maintain a consumer-facing carbon price. The output based pricing system for large industrial emitters remains in place.

Provinces and territories that were subject to the federal backstop pricing scheme are listed in Schedule 1 of the *Greenhouse Gas Pollution Pricing Act* (Canada). Prince Edward Island, Manitoba, Yukon and Nunavut are listed as being subject to both federal backstop mechanisms, whereas Alberta, Saskatchewan, Ontario, Nova Scotia, New Brunswick, and Newfoundland and Labrador were subject only to the federal carbon levy. The federal government has also enacted regulations setting out requirements for facilities to report and verify emissions information under the *Greenhouse Gas Pollution Pricing Act* (Canada) on an annual basis.

AUI is subject to the Greenhouse Gas Reporting Program ("GHGRP") under the *Canadian Environmental Protection Act* (Canada) and *Specified Gas Reporting Regulation* ("SGRR") under the *Emissions Management and Climate Resilience Act* (Alberta). The GHGRP collects information on greenhouse gas emissions from facilities across Canada, while the SGRR collects information for emissions from facilities in Alberta. Both are mandatory programs for facilities that emit 10,000 tonnes of CO2e or more per year. The information collected by both programs helps the federal government and the Government of Alberta assess its overall environmental performance and contributes to policy and strategy development related to climate change.

PNG is subject to the *Greenhouse Gas Industrial Reporting and Control Act* (British Columbia) ("GGIRCA") that requires PNG to verify and report Scope 1 GHG emissions from its facilities and operations. PNG's operations are categorized as Linear Facility Operations under the GGIRCA such that the reporting threshold is 10,000 tonnes of CO2e or more per year. Under GGIRCA, verified emissions reports are due to the Province of British Columbia by May 31st each year.

PNG was also subject to the *Carbon Tax Act* (British Columbia), which introduced pricing of emissions from the combustion of fossil fuels beginning in 2008. BC eliminated its consumer carbon tax on April 1, 2025.

On February 15, 2018, the *Quantification, Reporting and Verification of Greenhouse Gas Emissions Regulations* made under the *Environment Act* (Nova Scotia) came into effect. Among the companies subject to the reporting requirements are

those which own facilities that generate 50,000 tonnes or more of CO2e per year from the distribution of natural gas, as well as natural gas distributors and fuel suppliers that deliver natural gas for consumption in Nova Scotia that, when combusted, produces 10,000 tonnes or more of CO2e per year.

From January 2019, EEI was a mandatory participant in the provincial cap-and-trade carbon pricing program for greenhouse gas emissions. The program set annual limits on the amount of GHG emissions allowed from certain activities in the province each year. EEI successfully participated in auctions through to the end of 2022, closing out its required auction participation. Two auctions and one reserve sale occurred in 2023 before the conclusion of the cap-and-trade program in December.

Nova Scotia transitioned from the existing provincial cap-and-trade system to a federal carbon tax program beginning in July 2023 at $65 per tonne. This program concluded on April 1, 2025.

United States

In January 2024, the U.S. federal government promulgated a Waste Emissions Charge ("WEC") rule to implement the amendment to the Clean Air Act in the Inflation Reduction Act ("IRA"). Section 60113 of the IRA amended the Clean Air Act to add a new Section 136. Clean Air Act Section 136(c) directs the U.S. Environmental Protection Agency to "impose and collect a charge on methane emissions that exceed an applicable waste emissions threshold" from facilities that report more than 25,000 metric tons of CO2e under Subpart W of the Greenhouse Gas Reporting Program. Section 136(g) mandates that the WEC be imposed starting with emissions reported for calendar year 2024. Section 136(d) specifies that facilities in nine of the ten industry segments subject to Subpart W are "applicable facilities" subject to the WEC—natural gas distribution, as defined by Subpart W, is the only segment not included.

However, in March 2025, Congress enacted H.J. Res. 35 (Pub. L. 119-2) under the Congressional Review Act, nullifying the U.S Environmental Protection Agency's November 2024 final rule on WEC procedures (including netting and exemptions). As a result, the rule was removed from the Code of Federal Regulations, eliminating any 2025 payment or filing requirements.

The One Big Beautiful Bill Act (OBBBA, Pub. L. 119-21, signed July 2025) further amended Section 136 to postpone the WEC. The charge is now first assessable for emissions in calendar year 2034 at a rate of $1,500 per metric ton for excess emissions thereafter. The statutory framework remains, but without reinstated regulations. Accordingly, ENSTAR's transmission pipeline and transmission compression segments, as well as CINGSA's underground natural gas storage facilities will be subject to the revised OBBBA WEC and the not yet promulgated regulations in 2034 if emissions exceed 25,000 mt CO2e under Subpart W of the Greenhouse Gas Reporting Program.

DIVIDENDS

Dividends are declared at the discretion of the Board of Directors, and dividend levels are reviewed periodically by the Board of Directors, giving consideration to the ongoing sustainable net income and cash flow of the business, its maintenance and growth capital programs and any debt repayment requirements of TSU. The Company targets to pay a portion of its ongoing net income through regular quarterly dividends made to its Shareholder.

TSU's payment of dividends may be limited by covenants under its credit agreements, including, without limitation, in circumstances when a default or event of default exists or would be reasonably expected to exist upon or as a result of making such dividend payment. In the event of liquidation, dissolution or winding-up of TSU, the preferred shareholders have priority in the payment of dividends over the common shareholders.

The table below shows the cash dividends paid by TSU on Common Shares:

$ per common share	**2025**	2024	2023
Common shares	**$ 1.6583**	$ 1.5558	$ 1.3125

MARKET FOR SECURITIES

None of TSU's issued and outstanding securities, including its MTNs, are traded on an exchange.

CREDIT RATINGS

Credit ratings are intended to provide investors with an independent measure of credit quality of an issue of securities and are indicators of the likelihood of payment and of the capacity and willingness of a company to meet its financial commitment on an obligation in accordance with the terms of an obligation.

This information concerning TSU's credit ratings relates to TSU's financing costs, liquidity and operations. The availability of TSU's funding options may be affected by certain factors, including the global capital markets environment and outlook as well as TSU's financial performance. TSU's access to capital markets at competitive rates is influenced by TSU's credit rating and rating outlook, as determined by credit rating agencies such as DBRS, Fitch, and S&P, and if TSU's ratings were downgraded, TSU's financing costs and future debt issuances could be unfavorably impacted.

DBRS, Fitch and S&P are rating agencies that provide credit ratings. Ratings for debt instruments from DBRS, Fitch and S&P range from a high of AAA to a low of D.

On November 13, 2025, DBRS affirmed TSU's Issuer Rating and Unsecured MTNs rating of BBB (high) with a Stable trend.

On December 15, 2025, Fitch affirmed TSU's Issuer Default Rating of BBB and senior unsecured debt rating of BBB+ with a Stable Outlook.

On December 9, 2025, S&P completed its annual review of TSU's Issuer Credit rating, which is BBB with a Stable Outlook.

According to the DBRS rating system, debt securities rated BBB are the in the fourth highest of ten rating categories and are of adequate credit quality. The capacity for the payment of financial obligations is considered acceptable but may be vulnerable to future events. "High" or "Low" designations are used to indicate the relative standing of the security being rated within a particular rating category.

According to Fitch, securities rated BBB are of good credit quality. BBB ratings indicate that expectations of default risk are currently low. The capacity for payment of financial commitments is considered adequate, but adverse business or economic conditions are more likely to impair this capacity. The addition of +/- to the rating indicates the relative differences of probability of default or recovery for issuers.

According to S&P's long-term rating scale, debt securities rated BBB are in the fourth highest of twelve rating categories and are considered to have adequate capacity to meet financial commitments, but more subject to adverse economic conditions.

The credit ratings assigned by DBRS, Fitch, and S&P are not recommendations to purchase, hold or sell the securities in as much as such ratings do not comment as to market price or suitability for a particular investor. There can be no assurance that any rating will remain in effect for any given period of time or that any rating will not be revised or withdrawn entirely by DBRS, Fitch, or S&P at any time in the future if, in their judgment, circumstances so warrant. The credit ratings on a security may not reflect the potential impact of all risks related to the value of the security.

Except as set forth above, none of DBRS, Fitch, or S&P has announced that they are reviewing or intend to revise or withdraw the ratings on TSU.

TSU provides an annual fee to DBRS, Fitch, and S&P for credit rating services. TSU has paid each of DBRS, Fitch, and S&P its respective fees in connection with the provision of the above ratings. Over the past two years, in addition to the aforementioned fees, TSU has made payments in respect of certain other services provided to the Company by Fitch and S&P.

MATERIAL CONTRACTS

Except for contracts entered into in the ordinary course of business, the only material contracts entered into by TSU within the most recently completed financial year, or before the most recently completed financial year but which are still material and are still in effect, are the following:

- Revolving Credit Facility

- U.S. Revolving Credit Facility
- MTN Trust Indenture

The full text of each material contract is available on SEDAR+ at *www.sedarplus.ca.*

INTEREST OF MANAGEMENT AND OTHERS IN MATERIAL TRANSACTIONS

TSU is not aware of any material interest, direct or indirect, of any director or officer of TSU, any director or officer of a corporation that is an insider or subsidiary of TSU, or any other insider of TSU, or any associate or affiliate of any such person, in any transaction since the commencement of TSU's last three completed financial years, or in any proposed transaction, that has materially affected or would materially affect TSU or any of its subsidiaries.

CONFLICTS OF INTEREST

Certain directors of the Company are engaged in, and may continue to be engaged in, other activities in the industries in which the Company operates from time to time.

The CBCA provides that in the event that a director or an officer is a party to, or is a director or an officer of, or has a material interest in any Person who is a party to, a material contract or material transaction or proposed material contract or proposed material transaction, such director or officer shall disclose the nature and extent of his or her interest and shall refrain from voting to approve such contract or transaction, unless otherwise provided under the CBCA. To the extent that conflicts of interest arise, such conflicts will be resolved in accordance with the provisions of the CBCA.

As of March 4, 2026, the Company is not aware of any existing or potential material conflicts of interest between TSU and any director or officer of TSU.

LEGAL PROCEEDINGS

TSU is not aware of any material legal proceedings to which TSU or its affiliates was a party or to which their property was subject during TSU's most recently completed financial year and TSU is not aware of any such material legal proceedings being contemplated.

REGULATORY ACTIONS

TSU is not aware of any (i) penalties or sanctions imposed against it by a court relating to securities legislation or by a securities regulatory authority during its most recently completed financial year, or (ii) other penalties or sanctions imposed by a court or regulatory body against it that would likely be considered important to a reasonable investor in making an investment decision. There were no settlement agreements entered into by TSU before a court relating to securities legislation or with a securities regulatory authority during TSU's most recently completed financial year.

INTERESTS OF EXPERTS

The auditors of TSU are Ernst & Young LLP, Chartered Professional Accountants, 2200 – 215 2nd Street SW, Calgary, Alberta T2P 1M4. E&Y is independent within the meaning of the Rules of Professional Conduct of the Chartered Professional Accountants of Alberta.

ADDITIONAL INFORMATION

Additional financial information is contained in TSU's audited consolidated financial statements as at and for the year ended December 31, 2025 and management's discussion and analysis as at and for the year ended December 31, 2025.

The Company routinely files all required documents through the SEDAR+ system and on its own website. Internet users may retrieve such material through the SEDAR+ website at *www.sedarplus.ca*. TSU's website is located at *www.trisummit.ca*, but TSU's website is not incorporated by reference into this AIF.

TRANSFER AGENTS AND REGISTRARS

The registrar and trustee for MTNs is Computershare Trust Company of Canada, 800, 324 - 8th Avenue SW, Calgary, Alberta T2P 2Z2, Tel: 1-800-564-6253.

SCHEDULE A: AUDIT COMMITTEE MANDATE

CONSTITUTION

The Board of Directors (the "Board") of TriSummit Utilities Inc. (the "Corporation") has established an Audit Committee (the "Committee") to serve as the Audit Committee of the Board. Such Committee shall be in compliance with the guidelines for corporate governance as set forth by the applicable regulatory or legal authority having jurisdiction over the Corporation.

The Committee shall assist the Board with its oversight of: the quality and integrity of the Corporation's financial statements, financial disclosure and internal controls over financial reporting; the Corporation's compliance with relevant legal and regulatory requirements; the qualifications, independence and performance of the external auditor and internal auditor; certain policies of the Corporation; and other matters set out herein or delegated by the Board from time to time.

MEMBERSHIP

Subject to the terms of the By-Laws of the Corporation, the Board shall elect from its members not less than three (3) Directors to serve on the Committee (the "Members") and shall appoint one such Member as Chair of the Committee.

A majority of the Members shall not be executive officers, employees, or control persons of the Corporation or an affiliate of the Corporation.

Every Member must be financially literate (as that term is defined within National Instrument 52-110 – *Audit Committees* of the Canadian Securities Administrators) or become financially literate within a reasonable period of time after being appointed.

Any Member may be removed or replaced at any time by the Board and shall cease to be a Member upon ceasing to be a Director of the Corporation.

Each Member shall hold office until the Member resigns or is replaced, whichever first occurs. Where a vacancy occurs at any time in the membership of the Audit Committee, it may be filled by the Board on the recommendation of the Compensation and Governance Committee, provided that the proposed Member meets the above criteria and the By-Laws of the Corporation are complied with. Provided the Committee includes three Members, it may continue to act in the event of a vacancy. When appointing a Member to the Committee, the Board shall take into consideration the number of other audit committees upon which the proposed Member sits.

The Corporate Secretary of the Corporation shall be secretary to the Committee unless the Committee directs otherwise.

MEETINGS

The Committee shall convene no less than four times per year at such times and places designated by its Chair or whenever a meeting is requested by a Member, the Board, or an officer of the Corporation. A minimum of twenty-four (24) hours' notice of each meeting, plus a copy of the proposed agenda, shall be given to each Member. Members of management of the Corporation or any subsidiary or affiliate of the Corporation shall attend whenever requested to do so by a Member.

A meeting of the Committee shall be duly convened if a majority of Members are present. Where the Members consent, and proper notice has been given or waived, Members may participate in a meeting of the Committee by means of such telephonic, electronic or other communication facilities as permits all persons participating in the meeting to communicate adequately with each other, and a Member participating in such a meeting by any such means is deemed to be present at that meeting.

In the absence of the Chair of the Committee, the Members may choose one of the Members to be the chair of the meeting.

The external auditor will be given notice of and be provided the opportunity to attend every meeting of the Committee.

The Committee will hold *in camera* sessions without management present, including with internal and external auditors, as may be deemed appropriate by the Members.

Minutes shall be kept of all meetings of the Committee by the Corporate Secretary or designate of the Corporate Secretary.

DUTIES AND RESPONSIBILITIES OF THE CHAIR

The Chair of the Committee is responsible for:

1. providing leadership to the Committee and assisting the Committee in reviewing and monitoring its responsibilities;

2. duly convening Committee meetings and designating the times and places of those meetings;

3. working with Management, and if requested, the Chair of the Board and Senior Director, on the development of agendas;

4. ensuring Committee meetings are conducted in an efficient, effective and focused manner;

5. ensuring the Committee has sufficient information to permit it to properly make decisions when decisions are required;

6. advising the Committee of any finance, accounting or misappropriation matters brought to the Chair's attention;

7. advising other committee Chairs or the Chair of the Board of any matters which may affect the organization and influence the Board or Committee's responsibilities; and

8. reporting to the Board on the activities, decisions and recommendations of the Committee after each meeting.

DUTIES AND RESPONSIBILITIES OF THE COMMITTEE

The Committee shall, as permitted by and in accordance with the requirements of the *Canada Business Corporations Act*, the Articles and By-Laws of the Corporation and any legal or regulatory authority having jurisdiction, periodically assess the adequacy of procedures for the public disclosure of financial information and review on behalf of the Board and report to the Board the results of its review and its recommendation regarding all material matters of a financial reporting and audit nature including, but not limited to, the following main subject areas:

1. oversight of external auditors, including:

    a) appointment, compensation, retention and termination of external auditors, who shall report directly to the Committee, provided that the appointment of the auditor shall be subject to shareholder approval;

    b) review and approval of the terms of the external auditors' annual engagement letter, including the proposed audit fee;

    c) regular discussions with external auditors in the absence of management on matters of interest, including matters that the external auditors recommend bringing to the attention of the Board;

    d) at least annually, obtain and review reports of external auditors delineating all relationships between the external auditors and the Corporation required by applicable audit professional regulatory standards, discuss with the external auditors any relationships or services that may impact the objectivity and independence of the external auditors and determine external auditor independence;

    e) review and pre-approve the audit plans (and any changes) of the external audit firm and all non-audit work undertaken by the external audit firm, ensuring that except in exceptional circumstances non-audit related fees represent less than half of the total fees billed by the external audit firm and ensuring that non-audit fees do not include charges for services that are either likely to impair the independence of the auditor or relate to tax services for senior executives of the Corporation;

    f) resolution of any disagreements between management and the auditor regarding financial reporting;

    g) assessment of the effectiveness and performance of the external audit firm;

h) review and approval of the Corporation's hiring policies regarding current and former partners and employees of the external audit firm; and

i) ensure management provides adequate funding to the Committee so that it may independently engage and remunerate the external auditor and any advisors.

2. oversight of internal auditors, including:

a) at least annually, review the internal audit plan, including the degree of coordination between such plan and the audit plans of the external auditor;

b) obtain and review reports periodically from the internal auditor regarding the activities of the internal audit function, including any significant disagreements between internal auditors and management; and

c) discuss the responsibilities, budget and staffing of the Corporation's internal audit function (which may be outsourced to a firm other than the external auditor) and review the performance of the internal audit function.

3. oversight of financial reporting, including:

a) review and recommend to the Board for approval the annual and interim financial statements, including management's discussion and analysis;

b) review and recommend to the Board for approval the annual and interim press releases regarding financial results, if any;

c) review and recommend to the Board for approval the annual information form;

d) review filings to securities regulators containing audited or unaudited financial statements that have not previously been publicly disclosed;

e) review key public disclosure documents containing audited or unaudited financial information extracted from the financial statements of the Corporation that has not previously been publicly disclosed (for example, but not limited to, press releases and prospectuses);

f) review of any analysis by management and the external auditor regarding: (i) material changes in accounting policies and (ii) significant estimates and judgments made in connection with the preparation of the Corporation's consolidated financial statements;

g) review of the financial aspects of any transactions of the Corporation that involve related parties (other than transactions with wholly-owned subsidiaries or affiliates); and

h) review of litigation, claims and contingencies in consultation with management and legal counsel as appropriate.

4. oversight of financial reporting processes and internal control over financial reporting and disclosure controls, including:

a) review of the adequacy and effectiveness of the accounting and internal control policies, including internal controls over financial reporting, of the Corporation and procedures through inquiry and discussions with the external auditors, management and the internal auditor, including about the extent to which the scope of the internal and external audit plans can be relied upon to detect weakness in internal control policies, fraud or other illegal acts;

b) review of the adequacy and effectiveness of the disclosure control policies and procedures of the Corporation;

c) review of the effectiveness of procedures for the receipt, retention and resolution of complaints regarding accounting, internal accounting controls or auditing matters, and the confidential, anonymous submission by employees of concerns regarding questionable accounting, internal accounting controls, financial reporting or auditing matters and review and, as necessary, investigate, any reports alleging material violations of federal,

provincial or state securities or any similar other law or a material breach of fiduciary duties by directors, officers, employees or agents of the Corporation arising under such laws; and

d) review and discuss with management and the external auditor the certification and reports of management and the external auditor required in the Corporation's periodic reports concerning the Corporation's internal control over financial reporting and disclosure controls and procedures, the adequacy of such controls and any remedial steps being undertaken to address any material weaknesses or significant deficiencies in internal control over financial reporting.

5. oversight of finance matters, including:

   a) review the solvency and liquidity tests used to support dividend declarations by the Corporation;

   b) review and recommend for approval to the Board any proposed issuance of equity or debt securities by the Corporation;

   c) review and recommend for approval to the Board the management information circular, if any, with respect to matters related to the auditor or affecting the capital of the Corporation;

   d) review and recommend to the Compensation and Governance Committee, for further recommendation or approval, the calculations of financial metrics used in the determination of employee incentive compensation plans; and

   e) monitor finance integration and financial risk management programs associated with major acquisitions.

6. oversight of risk management, including:

   a) review of the Corporation's major risks, a review of the method of risk analysis by the Corporation, review of the strategies, policies and practices in place for risk management; and

   b) review of the Corporation's cyber risk and data security, and insurance program.

7. oversight of core, fundamental and overarching policies applicable to the Committee's mandate, and compliance therewith, including:

   - Whistleblower Policy;
   - Disclosure Policy;
   - Delegation of Authority Policy; and
   - Other material policies that may be established from time to time relating to accounting, financial reporting, disclosure controls and procedures, internal controls over financial reporting and audits.

8. oversight of those environmental, social and governance data, metrics and reporting assigned to the Committee from time to time, including those related to cybersecurity.

OTHER DUTIES

The Committee shall have the following other duties:

1. meet regularly with management to discuss areas of concern and coordinate its activities with the Chief Financial Officer;

2. review at least annually the succession planning in the accounting and finance groups;

3. meet separately with senior management, the internal auditors, the external auditors and, as is appropriate, internal and external legal counsel and independent advisors in respect of matters not elsewhere listed concerning any other audit, finance and risk matters;

4. review at least annually the relevance and adequacy of this Mandate and provide recommendations to the Compensation and Governance Committee of the Board; and

5. such other duties not mentioned herein but otherwise required pursuant to any applicable legal or regulatory authority.

OUTSIDE EXPERTS AND ADVISORS

The Committee is authorized, when deemed necessary or desirable, to engage independent counsel, outside experts and other advisors, at the Corporation's expense, to advise the Committee on any matter.

RELIANCE

Absent actual knowledge to the contrary (which shall be promptly reported to the Board), each member of the Committee shall be entitled to rely on (i) the integrity of those persons or organizations within and outside the Corporation from which it receives information, (ii) the accuracy of the financial and other information provided to the Committee by such persons or organizations, and (iii) representations made by management and the external auditor, as to any information technology, internal audit and other non-audit services provided by the external auditor to the Corporation and its subsidiaries.

COMMITTEE TIMETABLE

The major activities of the Committee will be outlined in an annual schedule.

SCHEDULE B: REPORT ON COMPENSATION

FREQUENTLY USED TERMS

Terms used in this *Schedule B – Report on Compensation* that are not otherwise defined herein or in the AIF have the meaning described below.

CEO	Chief Executive Officer
CFO	Chief Financial Officer
DBPP	Defined Benefit Pension Plan
DCPP	Defined Contribution Pension Plan
EVP	Executive Vice President
LTIP	Long-Term Incentive Plan
NEO	Named Executive Officer
Pension Plans	DBPP and DCPP, collectively
SERP	Supplemental Executive Retirement Plan
STIP	Short-Term Incentive Plan

COMPENSATION DISCUSSION AND ANALYSIS

Compensation Governance

The Board, in conjunction with the C&G Committee, is responsible for compensation policies and practices. In making compensation recommendations to the Board for independent directors and executives, the C&G Committee considers a wide range of quantitative and qualitative factors. Corporate strategy execution, financial metrics, performance relative to market and relative to peer companies, individual performance, as well as peer group compensation surveys, are all factored into executive compensation decisions.

The C&G Committee and the Board review executive compensation regularly. The C&G Committee reviews progress on short-term incentive measures and total compensation at-risk for executives. Corporate performance and individual performance are also regularly discussed. The C&G Committee recommends, for Board approval, executive salary and perquisite changes, corporate results, short-term incentive payments and long-term incentive payments. No executives participate in decision-making or vote on recommendations with respect to compensation matters affecting them.

The C&G Committee meets at least four times per year. In addition, the C&G Committee consults with advisors as it considers appropriate and has the authority to retain an advisor independent of management.

Objectives for Directors' Compensation

TSU's objectives with respect to director compensation include recruiting and retaining qualified individuals to serve as members of the Board and competitively compensating members of the Board commensurate with their responsibilities and time commitment. Director compensation was designed to meet the above-noted compensation objectives while ensuring that directors are unbiased when making decisions and carrying out their duties while serving on the Board. The same peer group established for executive compensation was approved for benchmarking director compensation. See "*Compensation Benchmarking*".

Objectives for Named Executive Officers' Compensation

The Board believes that attracting, motivating and retaining high-performing leaders is integral to the long-term success of TSU. The compensation program is designed to ensure that the actions of TSU's executives are aligned with TSU's long-term corporate strategy and the interests of its Shareholder.

The Board and the C&G Committee view total compensation as a way to link executive actions with the strategy and performance targets of TSU and have designed a compensation framework that is comprised of both short-term and long-term compensation elements. The design of TSU's compensation programs emphasizes competitive and fair annual

fixed and variable compensation that provides incentives for reaching shorter-term corporate objectives, while also providing fixed and variable compensation elements intended to retain and motivate executives over the long term. The goal of the C&G Committee in making compensation recommendations with respect to executives is to recognize and reward individual performance, experience and level of responsibility and the achievement of corporate success. TSU's compensation framework generally targets total direct compensation at approximately the median among the relevant peer group.

Executive compensation and target payouts have been developed to align executive compensation with the achievement of strategic objectives that support TSU's long-term risk-managed value creation strategy and safety measures.

Compensation Benchmarking

The Company uses the results of periodic peer group compensation surveys conducted by external consultants to benchmark TSU's compensation programs with those of comparable organizations. This information is provided to the C&G Committee to assist with its review of TSU's overall compensation policy. Peer group survey results are one of many tools the C&G Committee uses when making compensation determinations. The peer group survey results on their own may not be appropriate for comparative purposes based on role responsibilities, experience and succession considerations. The final decisions on executive compensation are made with sound judgement based on the qualitative and quantitative factors described above.

The list of companies included in TSU's most recent peer group compensation survey was designed to reflect TSU's unique position in the Canadian market and to present a holistic picture of both private and public pay levels within the Canadian utilities industry. The peer group companies were chosen based on their similarity in size, scale and industry relative to TSU, including both public and private companies, while also taking into account the companies with which TSU directly competes for executive talent. TSU's peer group was last reviewed in 2025 and included the following companies:

Public Companies	Private Companies
• Boralex Inc.	• AltaLink L.P.
• Capital Power Corporation	• Enbridge Gas Inc.
• CU Inc.	• Energir Inc.
• Gibson Energy Inc.	• ENMAX Corporation
• Keyera Corp.	• EPCOR Utilities Inc.
• Superior Plus Corp.	• FortisAlberta Inc.
• Tidewater Midstream and Infrastructure Ltd.	• FortisBC Energy Inc.
• TransAlta Corporation	• Newfoundland Power Inc.
	• Nova Scotia Power Inc.

COMPONENTS OF COMPENSATION

DIRECTORS

Annual Retainer

The Company's current approach to director compensation was developed in consultation with external advisors and has been approved by the C&G Committee and the Board. Non-independent Board members are not entitled to compensation for services rendered to TSU as a director.

Independent directors receive an annual cash retainer for serving on the Board and an additional amount for serving as chair of a committee. Independent directors do not participate in the Company's incentive plans. No meeting attendance fees or other fees were paid to directors in 2025 for serving on the Board.

The annual retainers payable for each role for the year ended December 31, 2025, are set out below.

Role	Annual Cash Retainer ($)
Chair	195,000
Senior Director	130,000
Other Independent Directors(1)	100,000
Audit Committee Chair	15,000
C&G Committee Chair	12,500
EHS Committee Chair	10,000

Note:

(1) Directors who are executive officers of TSU or indirect shareholder nominee directors are not entitled to fees for serving as a director of TSU.

Other Benefits

In addition, independent directors receive benefits and are reimbursed for out-of-pocket expenses incurred in the performance of their duties such as attending meetings.

EXECUTIVE OFFICERS

The following individuals were NEOs of the Company for the financial year ended December 31, 2025.

Shaun Toivanen, President, CEO and CFO Mr. Toivanen leads the development and execution of TSU's strategic plan. Mr. Toivanen was EVP and CFO until November 1, 2025, in which capacity he was responsible for the overall financial strategy of TSU.
Leigh Ann Shoji-Lee, EVP Operations Ms. Shoji-Lee is responsible for the operational alignment and effectiveness of TSU.
Jared Green, former President and CEO Mr. Green served as President and CEO until October 31, 2025, in which capacity he led the development and execution of TSU's strategic plan.

Overview

TSU's total compensation is comprised of a base salary, benefits, short-term incentives and longer-term incentives. More senior positions have a larger percentage of their compensation weighted towards long-term incentives that align with TSU's long-term risk-managed value creation strategy. The primary elements of the TSU compensation program, which are discussed in further detail in the following sections, include:

	Base Salary	Short-Term Incentives	Long-Term Incentives	Retirement and Other Benefits[1]
Purpose	Provide competitive annual compensation and compensate employees for fulfillment of job responsibilities.	Reward achievement of annual financial and strategic objectives.	Align compensation with long-term corporate objectives and enhance participant retention.	Provide competitive compensation and reward long service at TSU.
Performance Period/Expiry	Ongoing	1 year	3 years	N/A
Payment	Ongoing	After approval of annual financial and corporate results.	After approval of results following completion of performance period.	Upon retirement or, if Employee Savings Plan, ongoing.
Form	Cash	Cash	Cash	Cash

Note:

(1) Includes Pension Plans, SERP and Employee Savings Plan.

Compensation Mix

The target compensation mix for TSU's executive officers is generally weighted toward long-term incentives, with a larger percentage of their total compensation being at-risk, depending on level of responsibility, reflecting the increased influence of the executive officers over the achievement of the Company's long-term risk-managed value creation strategy. This design provides for further alignment between executive officer compensation and long-term corporate objectives, while discouraging excessive short-term risk taking.

The following is the targeted mix of compensation elements for the NEOs for 2025:

		At-Risk	
Position	**Base Salary (%)**	**STIP (%)**	**LTIP (%)**
CEO	31	23	46
EVP Operations	40	20	40

Base Salary

Annual salary is intended to provide a competitive rate of base compensation in recognition of the skills, competencies and level of responsibility of the NEO. The C&G Committee reviews market and peer group compensation data and generally targets annual salaries at approximately the median of TSU's peer group, taking into account the relative responsibilities and level of experience required for the position. Base salaries for executives are approved by the C&G Committee and, where applicable, by the Board.

Short-Term Incentives

NEOs participate in TSU's STIP. The STIP provides annual cash compensation for the achievement of a combination of individual and corporate performance metrics for the year. The more senior the position held within the organization, the greater the target compensation level and the weighting toward TSU's corporate performance measures. For the NEOs, compensation under the STIP is generally more heavily weighted toward the attainment of corporate performance objectives.

The C&G Committee reviews market and peer group compensation data and generally targets STIP compensation at approximately the median of TSU's peer group, taking into account the relative responsibilities and level of experience required for the position. STIP compensation is recommended by the C&G Committee and approved by the Board following completion of the relevant year and approval of the annual financial statements. No awards have been made to any executives under the STIP in cases where they did not meet the objectives applicable to them.

For the NEOs, STIP targets include corporate and individual weightings. Corporate performance includes the achievement of annual financial, safety and strategic measures. The financial, safety and strategic measures are directly linked to the success of TSU and are considered integral to the achievement of TSU's long-term corporate strategy. Individual performance is measured against the achievement of individual objectives and the executive's relative contributions to the achievement of TSU's overall performance.

The STIP target levels and weightings for the NEOs under the 2025 STIP were as follows:

Name	STIP Target (% of Salary)	Corporate Weighting (%)	Individual Weighting (%)
Shaun Toivanen(1)	75	80	20
Leigh Ann Shoji-Lee	50	60	40
Jared Green	75	80	20

Note:

(1) Effective September 1, 2025, Mr. Toivanen's STIP target levels and weightings were increased to recognize the additional responsibilities he assumed during the transition period and related to his appointment as President and CEO. Mr. Toivanen's STIP target as CFO for the full year was 50 percent, his corporate weighting was 60 percent and his individual weighting was 40 percent plus, starting September 1, 2025, the increased STIP target of 75 percent, corporate weighting of 80 percent and individual weighting of 20 percent.

Calculation of STIP Awards

The illustration below describes how STIP awards are determined, along with the rating scale based on achievement of corporate and individual performance metrics.

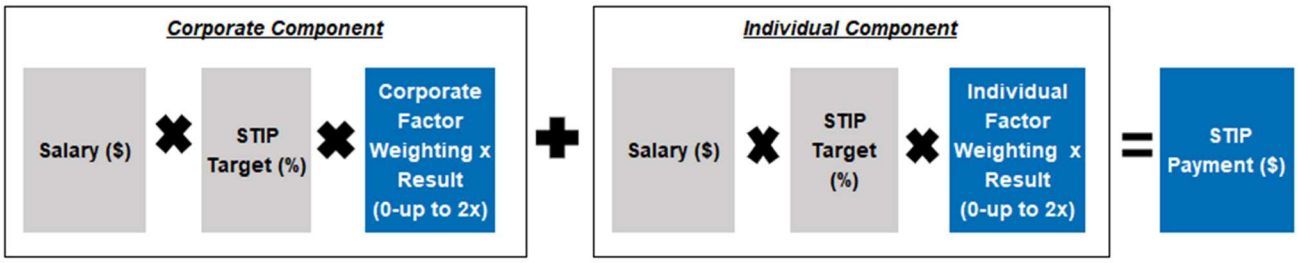

Corporate Performance

TSU's corporate performance is measured based on the achievement of financial, safety and strategic objectives. In 2025, the financial objectives were based on year-end consolidated financial results, using normalized net income, against a pre-determined target. TSU also identified various strategic objectives, each with a varied weighting towards the total strategic objective achievement. Safety performance, as measured by "total recordable injury frequency", or "TRIF", and "total preventable motor vehicle incident frequency", or "PMVIF", was also included. The STIP performance objectives and targets are identified annually and approved by the Board. For each NEO, STIP performance objectives and targets relate to specific deliverables in their respective corporate divisions and are aligned to the overall long-term strategy of TSU.

Applicable performance ratings for each objective are determined based on performance against the objectives. After the applicable performance results have been determined, a multiplier ranging from 0-2 times is applied to the target compensation level under the STIP to reflect the level of achievement of the objectives.

2025 Corporate Results

For 2025, the following corporate results were achieved, and approved by the Board upon the recommendation of the C&G Committee:

Objectives	Weighting (%)	2025 Target	2025 Multiplier
Business Excellence[1]	55.0	$78M	1.00
Safety – Total Recordable Injury Frequency Rate (TRIF)	7.5	1.51	0.00
Safety – Total Preventable Motor Vehicle Incident Frequency (PMVIF)	7.5	1.57	1.00
Strategic Measures[2]	30.0	Miscellaneous	1.50
TOTAL	**100.0**		**1.08**

Notes:

(1) For 2025, the Business Excellence objective was based on total revenues less total expenses of TSU and its subsidiaries.

(2) The Strategic Measures objective is made up of numerous objectives, each with a varied weighting towards the total, which are not enumerated in this AIF. TSU is relying on the exemption to disclosure requirement set out in Section 2.6(4) of Form 51-102F6V as publicly identifying individual strategic objectives would seriously prejudice TSU's interests through the disclosure of competitively sensitive information.

TSU's corporate results are applicable to the corporate performance portion for each NEO. These results are then combined with individual performance.

2025 STIP Payments

The table below reflects the STIP payments for the year ending December 31, 2025.

					Corporate			Individual			Total STIP Paid[5] ($)
Name[1]	Salary Earned ($)		STIP Target[2] (%)		Weighting[3] (%)	Multiplier		Weighting[4] (%)	Multiplier		
Shaun Toivanen[6]	439,408	x	75	x	80	1.08	x	20	1.15	=	433,115
Leigh Ann Shoji-Lee	412,000	x	50	x	60	1.08	x	40	1.35	=	244,110

Notes:

(1) Mr. Green resigned prior to the payment date and was therefore not eligible to receive a STIP payment.

(2) As a percentage of base salary paid during 2025.

(3) Weighting reflects corporate results as defined in the respective scorecards applicable to each executive.

(4) Weighting reflects individual performance measures.

(5) Table reflects the payment in respect of the year ending December 31, 2025, even if payable at a later date.

(6) The total STIP paid to Mr. Toivanen reflects his STIP target of 50 percent, corporate weighting of 60 percent and individual weighting of 40 percent as CFO for the full year plus, starting September 1, 2025, the increased STIP target of 75 percent, corporate weighting of 80 percent and individual weighting of 20 percent to recognize the additional responsibilities he assumed during the transition period and related to his appointment as President and CEO; as a result, the amount shown for total STIP paid does not reconcile.

Under the STIP, the CEO has the ability to recommend an adjustment to the calculated corporate multiplier when the CEO believes it is appropriate, in order to reflect factors or extraordinary events that are not contemplated in the calculation of the corporate performance metrics as described above. The C&G Committee considers any such recommendation and, if appropriate, approves the recommendation. No such recommendation or approval was made for 2025.

Long-Term Incentives

NEOs participate in TSU's LTIP. The LTIP is a multi-year cash compensation incentive program intended to align executive pay with the long-term objectives of TSU and to enhance participant retention. The more senior the position held within the organization, the greater the target LTIP compensation level.

The LTIP program has a three-year performance period ("Performance Period"). Payouts under the LTIP are based on the achievement of pre-determined thresholds, targets, and stretch and maximum levels of performance for two metrics: (a) Internal Rate of Return on the class A shares of TriSummit Cycle Holding Inc. ("Class A IRR"); and (b) Net Income. Each of these metrics are weighted equally. The thresholds, targets, and stretch and maximum levels of performance for each metric are reviewed by the C&G Committee and approved by the Board annually for each LTIP Performance Period. The Class A IRR metric is measured over the applicable Performance Period, and the Net Income metric is based on the three-year

realized normalized net income of TSU as described in the 2025 Annual MD&A under the *"Non-GAAP Financial Measures"* heading, excluding Board-approved transaction expenses from the calculation ("Net Income").

The Audit Committee reviews Net Income results, and a third-party valuation is performed for determining the Class A IRR. The C&G Committee receives the Audit Committee report on achievement of the Net Income metric and reviews the Class A IRR calculation based on the third-party valuation report, following which the C&G Committee recommends the payments to be made to NEOs under the LTIP to the Board for final approval. Cash payments under the LTIP are to be made following the end of the applicable Performance Period after the review and approval process described above. The Performance Period under the 2025 LTIP ends on December 31, 2027. Participation in the LTIP commences at the beginning of each plan year, and participants have a target LTIP incentive which is a percentage of each participant's base salary.

The LTIP target percentage levels for the NEOs under the 2025 LTIP are as follows:

Name	LTIP Target (% of Salary)
Shaun Toivanen(1)	150
Leigh Ann Shoji-Lee	100
Jared Green	150

Note:

(1) Mr. Toivanen's LTIP target was 125 percent until September 1, 2025. The LTIP payment for Mr. Toivanen for the 2024-2026 and 2025-2027 Performance Periods will be prorated to reflect the mid-year change in his LTIP target percentage.

Calculation of LTIP Cash Incentive

The LTIP target incentive is determined by multiplying the NEO's base salary by the Board-approved LTIP target percentage for that NEO. Multipliers are applied at the threshold, target, stretch and maximum levels of the metric for the applicable Performance Period, which are set annually by the Board. The payout multiplier is linearly interpolated between the threshold and maximum multipliers. The multipliers for each metric are identified below.

	Weighting (%)	Threshold	Target	Stretch	Maximum
Class A IRR Multiplier	50	0.00x	1.00x	2.00x	3.00x
Net Income Multiplier	50	0.00x	1.00x	2.00x	2.00x
TOTAL	**100**	**0.00x**	**1.00x**	**2.00x**	**2.50x**

The Class A IRR calculation is determined using a starting net asset value ("NAV") at the beginning of the applicable LTIP Performance Period and the Final NAV as determined by a third-party valuator as at the end of the applicable LTIP Performance Period. Each year a NAV valuation will be conducted by a third-party valuator as at December 31 of such year, and the starting NAV for the next LTIP Performance Period is the final NAV of the prior year.

The Net Income calculation will be determined using the three-year realized normalized Net Income calculated in the applicable Performance Period.

The graphic below describes how the LTIP is calculated:

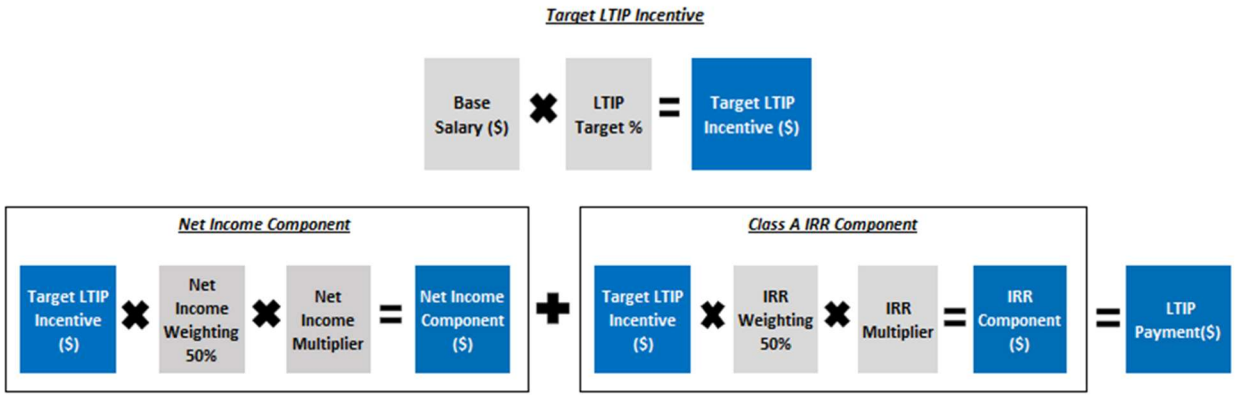

2023 LTIP Program Payments

The table below reflects the LTIP payments for the 2023 LTIP Performance Period ending on December 31, 2025.

					Net Income[3]			IRR[3]			Total LTIP Paid[4] ($)
Name[1]	Eligible Salary ($)		LTIP Target[2] (%)		Weighting (%)	Multiplier		Weighting (%)	Multiplier		
Shaun Toivanen	375,417	x	125	x	50	1.08	x	50	1.69	=	673,744
Leigh Ann Shoji-Lee	375,000	x	100	x	50	1.08	x	50	1.69	=	519,347

Notes:

(1) Mr. Green resigned prior to the payment date and was therefore not eligible to receive an LTIP payment.

(2) As a percentage of eligible salary for the Performance Period. Mr. Toivanen's target for the 2023-2025 LTIP Performance Period has been prorated to reflect his increased LTIP target of 150 percent effective September 1, 2025, to recognize the additional responsibilities he assumed during the transition period preceding and related to his appointment as President and CEO.

(3) The targets and performance results for the Net Income and Class A IRR multipliers are not enumerated in this AIF. TSU is relying on the exemption to disclosure requirement set out in Section 2.6(4) of Form 51-102F6V as publicly identifying these confidential financial metrics would seriously prejudice TSU's interests through the disclosure of competitively sensitive information.

(4) Table reflects the payment in respect of the Performance Period ending December 31, 2025, even if payable at a later date.

Retirement and Other Benefits

Defined Contribution Pension Plan

TSU has a registered DCPP for eligible employees, including executive officers. Under the DCPP, TSU contributes an amount equal to 4% of an employee's base salary plus an additional match of employee optional contributions of up to 2% of the employee's base salary. TSU's contributions on behalf of employees vest immediately. Employees direct the investment of both their own and TSU's contributions into one or a combination of target date funds, target risk funds, individual investment funds and/or guaranteed investment certificates.

Defined Benefit Pension Plan

TSU maintains registered DBPPs for specific eligible groups of employees. Under the DBPPs, TSU will make contributions in order to fund the promised benefit to participants and in accordance with periodic actuarial valuations. Contributions will vary from year-to-year, based on plan membership and the funded status of the DBPPs. Benefits are based on the benefit accrual formulas and years of plan membership.

Under the DBPP for members employed by PNG, members have a choice of participating in Pension Choices DB Core ("Core") or Pension Choices DB Buy Up ("Buy Up") defined benefit provisions or defined contribution provisions. Executives may only accrue service in the Buy Up provision. The Buy Up provision provides a yearly pension payable in the normal form (lifetime pension with a 10-year guarantee) equal to (a) 2% of the highest annual average of 36 consecutive months of earnings multiplied by years of (b) Buy Up credited service. The Core provision provides a yearly pension payable in the normal form equal to (a) 1% of the highest annual average of 36 consecutive months of earnings multiplied by years of (b) Core credited service. Earnings include salary excluding overtime pay, taxable employee benefits, and any other premium

payments, plus short-term incentive plan payments, retentions bonuses and other bonuses and commissions, but exclude long-term incentive plan payments. An unreduced pension is payable if retirement is after age 55 with 85 points (age plus continuous service) or on or after age 62. Early retirement reductions of 3% per year prior to age 62 apply if a participant retires and does not meet these requirements. Executive members are not required to contribute to the plan. Ms. Shoji-Lee has only Buy Up credited service. Defined benefit members may also elect to make ancillary contributions (subject to applicable limits) which are accumulated and used to purchase additional ancillary enhancements at retirement.

Supplemental Executive Retirement Plan

TSU has instituted a non-registered defined benefit retirement plan for certain executive officers to supplement their TSU-sponsored DCPP. The SERP benefit is determined such that the value of each member's total retirement benefit is equal to the value of an annual target defined benefit pension of 2% of the member's highest three-year average earnings multiplied by the member's years of pensionable service.

For the purposes of determining the target defined benefit pension value:

- earnings are defined as the member's base salary plus 50% of their target STIP incentive;
- pensionable service is the period of the member's employment service with TSU after being designated to participate in the SERP;
- the pension is a joint life pension with a guarantee that at least five years of payments will be made. If the member has a spouse at retirement, after the death of the member, and the expiration of the five-year guarantee, 60% of the pension will continue to the spouse for the remainder of the spouse's lifetime; and
- a member with at least five years of pensionable service may retire as early as age 55. The accrued pension will be reduced by 3% per year for each year that retirement precedes the member's attainment of age 60. A member with less than five years of pensionable service will be assumed to commence the pension at the later of the member's age and age 60.

The SERP will provide the difference between the value of the total target defined benefit pension determined above, and the deemed value of the member's DCPP. The SERP will pay this value to the member in equal monthly payments over a 120-month period from the first day of the month coincident with or following the date of the member's retirement.

PNG SERP

The pension earned while participating in the PNG DBPP is subject to maximum pension limits imposed by the *Income Tax Act* (Canada). The pension amounts in excess of the maximum pension limits, that would otherwise be paid from the PNG DBPP, are paid from the PNG SERP. At retirement, the PNG SERP pension is paid in the same form, manner and timing as the PNG DBPP, provided the member has at least two years of service. No PNG SERP pension is payable if a member voluntarily terminates prior to age 55.

Perquisites

The NEOs receive limited perquisites that are consistent with the market and designed to attract and retain talented executives, including reserved parking, vehicle allowances, and club memberships.

Employee Savings Plan

The Employee Savings Plan is designed as a long-term incentive to provide an opportunity for employees to supplement retirement or short-term goals, and to ensure TSU's compensation is competitive in the industry amongst peers. Plan participation is optional.

Employees are able to contribute up to 10% of their base pay, which is invested at the employee's discretion. TSU matches employee contributions up to a maximum percentage of 5% of base pay (6% for PNG) depending on the employee's years of service with the Company. TSU's matching contribution is provided in the form of cash and deposited into a non-registered savings plan for the employee.

SUMMARY COMPENSATION TABLE

The following table sets forth summary compensation information for the Company's NEOs and directors for the years ended December 31, 2025, and December 31, 2024.

Name and Position	Year	Salary, fees, or retainer[1] ($)	Incentive payments[2][3] ($)	Value of perquisites[4] ($)	Value of all other compensation[5] ($)	Total Compensation ($)
Shaun Toivanen[6] President, CEO & CFO and Director	2025 2024	439,408 400,000	1,106,859 774,684	n/a n/a	899,161 182,344	2,445,428 1,357,028
Leigh Ann Shoji-Lee EVP Operations	2025 2024	412,000 400,000	763,457 685,594	n/a n/a	291,147 305,426	1,466,604 1,391,019
Jared Green[7] Former President & CEO and Director	2025 2024	661,383 600,000	nil 1,513,875	n/a n/a	151,471 283,457	812,855 2,397,332
David Cornhill Chair of the Board	2025 2024	195,000 187,500	n/a n/a	n/a n/a	nil nil	195,000 187,500
Dietz Kellmann Senior Director	2025 2024	130,000 126,250	n/a n/a	n/a n/a	8,647 8,279	138,647 134,529
Gregory Aarssen[8] Director	2025 2024	148,882 145,375	n/a n/a	n/a n/a	4,711 4,541	153,592 149,916
Andrea Goertz Director	2025 2024	110,000 107,500	n/a n/a	n/a n/a	8,647 8,279	118,647 115,779
Wendy Henkelman Director	2025 2024	115,000 112,500	n/a n/a	n/a n/a	8,647 8,279	123,647 120,779
Steven Biggs[9] Director	2025 2024	n/a n/a	n/a n/a	n/a n/a	n/a n/a	n/a n/a
Samuel Langleben[9] Director	2025 2024	n/a n/a	n/a n/a	n/a n/a	n/a n/a	n/a n/a
Martine Légaré[9] Director	2025 2024	n/a n/a	n/a n/a	n/a n/a	n/a n/a	n/a n/a

Notes:

(1) Amounts in the table include the annual salary for NEOs and the committee chair retainer and annual retainer for directors' services during the financial year. All salaries and retainers are paid in cash.

(2) Amounts in the table include the STIP compensation earned for services performed during the financial year, even if payable at a future date. Refer to the discussion of the STIP under the heading "*Components of Compensation – Executive Officers – Short-Term Incentives*". Non-executive directors are not eligible to receive STIP compensation.

(3) Amounts in the table include the LTIP compensation earned for services performed during the three-year Performance Period completed during the financial year, even if payable at a future date. Non-executive directors are not eligible to receive LTIP compensation.

(4) The value of perquisites for NEOs does not exceed the minimum disclosure threshold of the lesser of $50,000 or 10% of the respective NEO's total annual salary.

(5) Amounts include the value of compensatory changes to the Pension Plans and SERP for each NEO, TSU's contribution under the Employee Savings Plan and the value of group benefits. Non-executive directors are not eligible to participate in the Pension Plans, Employee Savings Plan or SERP. Amount for Mr. Green includes all accrued and unused vacation at the time of his resignation. The amount for Mr. Toivanen includes $785,987 for the compensatory change in his SERP entitlements. The compensatory change for Mr. Toivanen in 2025 is mostly related to a one-time increase in his SERP liability due to the change in his position in 2025.

(6) Mr. Toivanen was previously the EVP & CFO until November 1, 2025. Mr. Toivanen does not receive compensation for serving as a director of TSU.

(7) Mr. Green resigned as President & CEO and as a director effective October 31, 2025. Mr. Green's salary and benefits were paid following his departure for the remaining duration of the required notice period under his executive employment agreement. Mr. Green did not receive compensation for serving as a director of TSU.

(8) Mr. Aarssen also earns fees as Chair of the EEI Board of Directors.

(9) Indirect shareholder nominee directors are considered non-independent directors are therefore do not receive compensation for serving as directors of TSU.

RETIREMENT PLAN BENEFITS

Defined Benefit Pension Plan and Supplemental Executive Retirement Plan

The following table outlines the DBPP and SERP value for the NEOs as at December 31, 2025.

Name	Number of years credited service (#)	Annual benefits payable ($)		Present value of defined benefit obligation at start of year ($)	Compensatory change ($)	Non-compensatory change ($)	Present value of defined benefit obligation at year end[1] ($)
		At year end	At age 65				
Shaun Toivanen[2]	7.18	71,925	250,500	579,696	785,987	-123,940	1,241,743
Leigh Ann Shoji-Lee[3]	9.55	153,400	169,400	2,024,400	257,800	75,000	2,357,200
Jared Green[4]	7.02	n/a	n/a	1,123,495	63,473	-1,186,968	nil

Notes:

(1) These amounts have been calculated using the assumptions disclosed in Note 19 – Pension Plans and Retiree Benefits of TSU's consolidated financial statements as at and for the year ended December 31, 2025.

(2) Mr. Green and Mr. Toivanen participated in the DCPP and the SERP, not the DBPP. The compensatory change for Mr. Toivanen is primarily related to a one-time increase in his SERP entitlements due to the change in his position in 2025.

(3) Ms. Shoji-Lee was previously the President of PNG and continues to participate in the PNG DBPP and SERP.

(4) Mr. Green was not eligible for retirement under the SERP at the time of his resignation. Amounts reflect benefits accrued up to October 31,, 2025, at which time Mr. Green elected to receive a lump-sum payment in lieu of continued participation in the SERP.

Defined Contribution Pension Plan

The following table outlines the accumulated value of the DCPP for the NEOs as at December 31, 2025.

Name	Accumulated value at start of year ($)	Compensatory[1] ($)	Accumulated value at year end[2] ($)
Shaun Toivanen	544,470	25,357	634,619
Leigh Ann Shoji-Lee[3]	n/a	n/a	n/a
Jared Green	1,152,096	25,357	1,334,157

Notes:

(1) Reflects only employer contributions made by TSU or subsidiaries on behalf of the NEO.

(2) Accumulated value at year-end reflects the accumulated value at start of year, compensatory changes plus employee contributions to the plan and considers the change in market value of the total holdings.

(3) Ms. Shoji-Lee did not participate in the DCPP as she participated in PNG's DBPP.

EXECUTIVE EMPLOYMENT AGREEMENTS

Material Terms

TSU is party to employment agreements with each of the NEOs (the "Employment Agreements"). The Employment Agreements outline the terms of compensation for such executives while they remain employed by TSU, as well as detail any payments required to be made in the case of certain termination events. The Employment Agreements also provide that TSU may terminate the agreements at any time for just cause.

The terms and conditions in the Employment Agreements are substantially similar and outline the terms of the executive's employment with the Company, including their eligibility for compensation under TSU's compensation and benefit plans. However, Ms. Shoji-Lee was previously the President of PNG and continues to participate in the PNG benefits programs, including the DBPP and SERP, under the terms of her Employment Agreement. Each Employment Agreement contains a non-solicitation provision and requires that the executive sign a release prior to the receipt of any termination payment.

Termination and Change of Control Arrangements

The Employment Agreements provide cash compensation on termination (a "Termination Payment") in the following circumstances:

- involuntary termination of the executive by TSU for any reason (other than just cause); and
- voluntary termination by the executive in the event of a constructive dismissal (as defined in the Employment Agreements).

The Termination Payment primarily consists of an amount equal to:

(i) the base salary in effect during the last month of employment multiplied by the number of months in the notice period (being 12 or 18 months, as applicable, plus one additional month per year of service to a maximum of 18 or 24 months, as applicable (the "Notice Period")); plus

(ii) the product of (i) above multiplied by the annual target STIP percentage; plus

(iii) the value of the benefit entitlement for the Notice Period.

No Termination Payment is triggered under the Employment Agreements as a result solely of a change of control.

A "change of control" includes (i) a sale, lease, exchange or other disposition of all or substantially all of TSU's assets to a person other than an affiliate, (ii) a consummated arrangement, amalgamation, merger, consolidation, take-over bid, compulsory acquisition or similar transaction if the shareholders prior to the transaction no longer hold more than 50% of the voting securities of the surviving or resulting entity in such transaction or more than 50% of the combined outstanding voting power of the parent of the surviving or resulting entity, or (iii) a person or group of persons acting jointly or in concert acquires more than 50% of the voting securities or the right to receive more than 50% of the equity distribution made to all holders of the then outstanding equity securities.

Under the LTIP, upon termination for any reason other than cause or resignation by the executive due to an event of constructive dismissal, the award will pay out on a prorated basis to the date the applicable executive's Notice Period ends based on the performance metrics to the end of the year in which the termination occurred. Upon resignation (other than retirement) or termination for cause, all outstanding incentives are forfeited. In the event of retirement by the executive or death, the cash incentive will pay out on a prorated basis to the specified date of retirement or death at target unless otherwise determined by the Board. For purposes of the LTIP, retirement means resignation or termination of employment after such executive reaches the age of 60 and not less than 10 years of service with TSU or any of its subsidiaries.

In the event of a change of control, all outstanding cash incentives under the LTIP will become payable upon closing of the change of control at target for the Net Income metric and at the actual realized IRR for the Class A IRR metric.

The following table outlines the estimated amounts payable in the various termination scenarios pursuant to the Employment Agreements and the terms of the LTIP and SERP. Mr. Green is not included in the table because he did not receive a Termination Payment in connection with his resignation.

Name	Triggering Event	Months used to calculate termination payment	Value of termination payment[1] ($)	Add'l SERP Value[2] ($)	Value of LTIP[3] ($)	Total Value ($)
Shaun Toivanen	Termination without cause or constructive dismissal[4][5]	24	1,467,076	414,671	1,748,419	3,630,166
	Change of Control without termination	0	nil	nil	1,769,829	1,769,829
	Voluntary Termination[6]	0	nil	nil	nil	nil
Leigh Ann Shoji-Lee	Termination without cause or constructive dismissal[4][5]	18	1,001,339	470,800	867,507	2,339,646
	Change of Control without termination	0	nil	nil	944,688	944,688
	Voluntary Termination[6]	0	nil	nil	nil	nil

Notes:

(1) Includes base salary, cash payments under STIP, benefits and perquisites calculated in accordance with the terms of the Employment Agreements.

(2) Value of additional benefit payable (under SERP provisions and additional SERP benefit provided by Employment Agreements) in the specified termination event, as of December 31, 2025.

(3) Represents the value under the LTIP that would be payable in the applicable termination scenario. Refer to the discussion of the LTIP under the heading "*Components of Compensation – Executive Officers – Long-Term Incentives*".

(4) Payable upon termination by TSU without cause and payable upon voluntary termination by the NEO in the event of constructive dismissal, provided that the termination by the NEO occurs within 30 days of such constructive dismissal.

(5) In the event of death or permanent disability, the executive is also entitled to the Termination Payment. In the event of retirement or death, the long-term incentives are subject to adjustment as discussed above.

(6) While no Termination Payment is payable upon voluntary termination, the executive would be entitled to an additional SERP payment upon termination within six months following the date of a change of control.

TriSummit Utilities Inc.
3100, 300 5th Avenue SW
Calgary, AB T2P 3C4
Tel: 587-955-3660
www.trisummit.ca